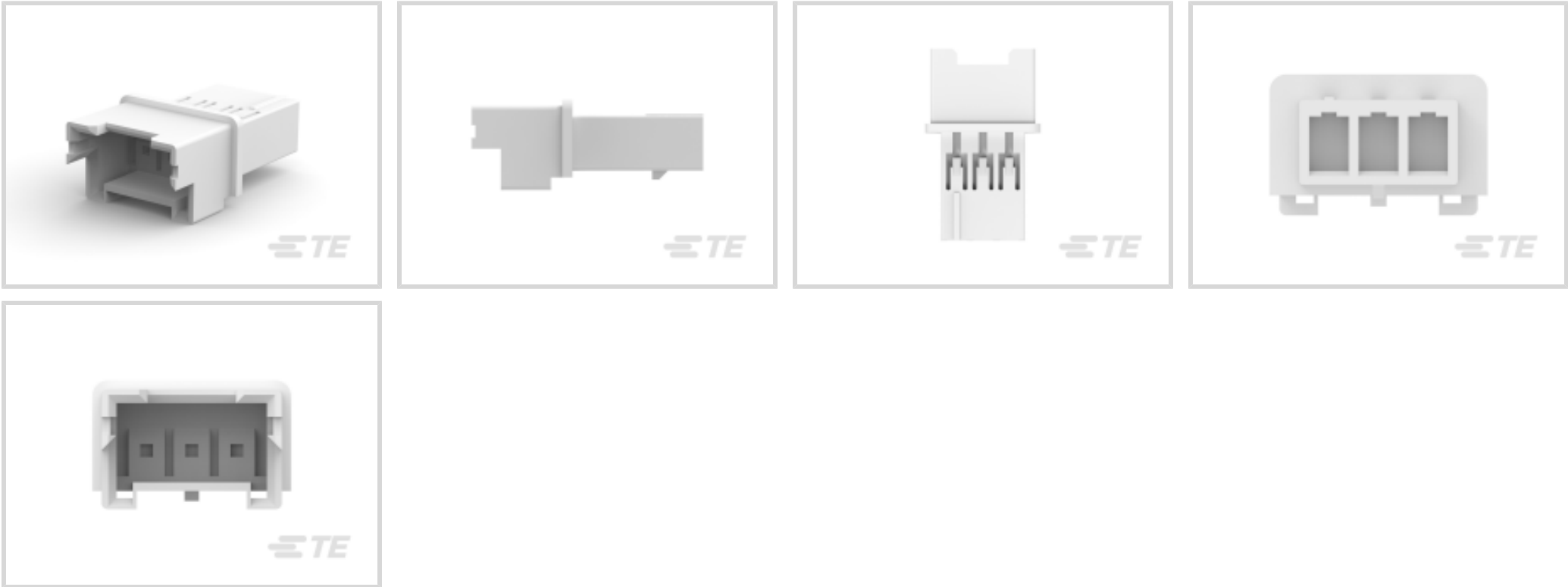




Connectors > PCB Connectors > Wire-to-Board Connectors > Wire-to-Board Connector Assemblies & Housings



Connector Product Type: **Housing**
Connector & Housing Type: **Receptacle**
Connector System: **Wire-to-Wire**
Number of Positions: **3**
Centerline (Pitch): **2.5 mm [.098 in]**

Features

Product Type Features

Connector Product Type	Housing
Connector & Housing Type	Receptacle
Connector System	Wire-to-Wire
Sealable	No
Connector & Contact Terminates To	Wire & Cable

Configuration Features

Number of Positions	3
Number of Rows	1

Electrical Characteristics

Operating Voltage	250 VAC
-------------------	---------

Body Features

Primary Product Color	Natural
-----------------------	---------

Contact Features

--	--



Contact Type	Pin
--------------	-----

Contact Current Rating (Max)	7.5 A
------------------------------	-------

Termination Features

Termination Method to Wire & Cable	Crimp
------------------------------------	-------

Mechanical Attachment

Strain Relief	Without
---------------	---------

Panel Mount Feature	Without
---------------------	---------

Mating Retention Type	Latch
-----------------------	-------

PCB Mount Retention	Without
---------------------	---------

Mating Retention	With
------------------	------

Connector Mounting Type	Cable Mount (Free-Hanging)
-------------------------	----------------------------

Housing Features

Housing Material	Nylon - GF
------------------	------------

Housing Entry Configuration	Both Ends Closed
-----------------------------	------------------

Centerline (Pitch)	2.5 mm[.098 in]
--------------------	-----------------

Dimensions

Connector Width	18.17 mm[.715 in]
-----------------	-------------------

Compatible Insulation Diameter Range	1.3 – 1.7 mm[.051 – .067 in]
--------------------------------------	------------------------------

Connector Height	6.6 mm[.26 in]
------------------	----------------

Wire Size	26 – 22 AWG
-----------	-------------

Connector Length	10 mm[.393 in]
------------------	----------------

Usage Conditions

Operating Temperature Range	-25 – 105 °C[-13 – 221 °F]
-----------------------------	----------------------------

Operation/Application

Circuit Application	Power & Signal
---------------------	----------------

Industry Standards

UL Flammability Rating	UL 94V-0
------------------------	----------

Glow Wire Rating	Glow Wire
------------------	-----------

Packaging Features

Packaging Method	Bag
------------------	-----

Packaging Quantity	10000
--------------------	-------



Product Compliance

For compliance documentation, visit the product page on TE.com>

EU RoHS Directive 2011/65/EU	Compliant
EU ELV Directive 2000/53/EC	Compliant
China RoHS 2 Directive MIIT Order No 32, 2016	No Restricted Materials Above Threshold
EU REACH Regulation (EC) No. 1907/2006	Current ECHA Candidate List: JAN 2025 (247) Candidate List Declared Against: JAN 2025 (247) Does not contain REACH SVHC
Halogen Content	Not Low Halogen - contains Br or Cl > 900 ppm.
Solder Process Capability	Not reviewed for solder process capability

Product Compliance Disclaimer

This information is provided based on reasonable inquiry of our suppliers and represents our current actual knowledge based on the information they provided. This information is subject to change. The part numbers that TE has identified as EU RoHS compliant have a maximum concentration of 0.1% by weight in homogenous materials for lead, hexavalent chromium, mercury, PBB, PBDE, DBP, BBP, DEHP, DIBP, and 0.01% for cadmium, or qualify for an exemption to these limits as defined in the Annexes of Directive 2011/65/EU (RoHS2). Finished electrical and electronic equipment products will be CE marked as required by Directive 2011/65/EU. Components may not be CE marked. Additionally, the part numbers that TE has identified as EU ELV compliant have a maximum concentration of 0.1% by weight in homogenous materials for lead, hexavalent chromium, and mercury, and 0.01% for cadmium, or qualify for an exemption to these limits as defined in the Annexes of Directive 2000/53/EC (ELV). Regarding the REACH Regulation, the information TE provides on SVHC in articles for this part number is based on the latest European Chemicals Agency (ECHA) ‘Guidance on requirements for substances in articles’ posted at this URL: <https://echa.europa.eu/guidance-documents/guidance-on-reach>

Compatible Parts



TE Part # 1969589-8
HSG, REC,FREE-HANG,GWT, SINGLE ROW,EP2.5



TE Part # 1969589-7
HSG, REC,FREE-HANG,GWT, SINGLE ROW,EP2.5



TE Part # 1969588-3
HSG, REC, FREE-HANGING, SINGLE ROW,EP2.5



TE Part # 1-1969589-1
HSG, REC,FREE-HANG,GWT, SINGLE ROW,EP2.5





TE Part # 1-1969589-4
HSG, REC,FREE-HANG,GWT, SINGLE ROW,EP2.5



TE Part # 1969589-6
HSG, REC,FREE-HANG,GWT, SINGLE ROW,EP2.5



TE Part # 2482324-1
EXTRACTION TOOL



TE Part # 1-1969589-3
HSG, REC,FREE-HANG,GWT, SINGLE ROW,EP2.5



TE Part # 1-1969589-0
HSG, REC,FREE-HANG,GWT, SINGLE ROW,EP2.5



TE Part # 1969589-4
HSG, REC,FREE-HANG,GWT, SINGLE ROW,EP2.5



TE Part # 1969589-9
HSG, REC,FREE-HANG,GWT, SINGLE ROW,EP2.5



TE Part # 1-1969589-5
HSG, REC,FREE-HANG,GWT, SINGLE ROW,EP2.5



TE Part # 1969589-2
HSG, REC,FREE-HANG,GWT, SINGLE ROW,EP2.5




TE Part # 1969589-5
HSG, REC,FREE-HANG,GWT, SINGLE ROW,EP2.5



TE Part # 1-1969589-2
HSG, REC,FREE-HANG,GWT, SINGLE ROW,EP2.5

Also in the Series | Economy Power 2.5



Connector Contacts(6)




Connector Hardware(49)



PCB Headers & Receptacles(533)



Rectangular Power Connectors(531)



Wire-to-Board Connector Assemblies & Housings(305)



Wire-to-Board Headers & Receptacles (533)

Customers Also Bought



TE Part #2238008-1
TERMINAL, PIN, LANCELESS, 20-24 AWG, EP2



TE Part #160366-2
FF 110 SR. REC 22-20AWG TPBR



TE Part #2178661-3
MULTIFIT MK2 ASSY3P



TE Part #1879980-1
MINI SUPERSEAL CONNECTOR



TE Part #927231-7
UMNL 9 WAY CAP HOUSING



TE Part #1-160759-2
250 PL MKI REC. 20-15AWG PTPB



TE Part #5-160558-2
FF 250 REC 0.5-1.5MM2 TPBR



TE Part #1969443-3
EP 2.5 TPA Retainer, 3 Pos



TE Part #1-280050-2
250 FASTON,FLAG,REC.,16-20 AWG, TPBR



TE Part #5052994073
RNF-100-1/8-0-SP

Documents

Product Drawings

HSG, REC,FREE-HANG,GWT, SINGLE ROW,EP2.5

English

CAD Files

3D PDF

3D

Customer View Model

ENG_CVM_CVM_1969589-3_B.2d_dxf.zip

English

Customer View Model

ENG_CVM_CVM_1969589-3_B.3d_igs.zip

English

Customer View Model

ENG_CVM_CVM_1969589-3_B.3d_stp.zip

English

By downloading the CAD file I accept and agree to the [Terms and Conditions](#) of use.

Product Specifications



Application Specification

English

Instruction Sheets

Instruction Sheet (U.S.)

English

Agency Approvals

VDE Certificate

English