

SIGNAL CONVERTER 24 V AC/DC, 3-WAY  
ISOLATION IN: 0 TO 10 V OUT: 0 TO 20 MA SCREW  
TERMINAL



Figure similar

product brandname		SIRIUS
Product designation		Single-range converters
Design of the product		Single-range converters, active

General technical data		
Consumed active power	W	0.29
Insulation voltage for overvoltage category III according to IEC 60664		
• with degree of pollution 3 rated value	V	50
Type of voltage		AC/DC
Shock resistance acc. to IEC 60068-2-27		sinusoidal half-wave 15g / 11 ms
Vibration resistance acc. to IEC 60068-2-6		6 ... 150 Hz: 2 g
Surge voltage resistance rated value	V	2 500
Protection class IP		IP20
Equipment marking		
• acc. to DIN EN 81346-2		T
• acc. to DIN EN 61346-2		K
Display version LED		Yes
Relative metering precision	%	0.1

Relative linearity deviation	%	0.05
Temperature drift per °C	%/°C	0.015
Number of channels		1
Voltage ripple maximum	mV	20
Limit frequency	Hz	30
Settling time for 1 % deviation	ms	17
Rise time	ms	6

#### Inputs/ Outputs

Type of signal at input		0 ... 10 V
Input voltage		
• maximum	V	30
Type of signal at output		0 ... 20 mA
Property of the output Short-circuit proof		Yes
Load		
• at the current output maximum	Ω	500

#### Supply voltage

Supply voltage		
• at AC at 50 Hz rated value	V	24 ... 24
• at AC at 60 Hz rated value	V	24 ... 24
• at DC rated value	V	24 ... 24
Supply voltage frequency rated value	Hz	50 ... 60
Operating range factor supply voltage rated value		
• at AC at 50 Hz		0.8 ... 1.1
• at AC at 60 Hz		0.8 ... 1.1
• at DC		0.8 ... 1.1

#### Electromagnetic compatibility

EMC emitted interference acc. to IEC 60947-1		Environment B
EMI immunity acc. to IEC 60947-1		corresponds to degree of severity 3
Field-bound parasitic coupling acc. to IEC 61000-4-3		0.8 ... 1 GHz 10 V/m, 1.4 ... 2 GHz 3 V/m, 2 ... 2.7 GHz 1 V/m
Conducted interference		
• due to conductor-conductor surge acc. to IEC 61000-4-5		1 kV
• due to burst acc. to IEC 61000-4-4		1 kV 5/50 ns
Electrostatic discharge acc. to IEC 61000-4-2		6 kV contact discharge / 8 kV air discharge

#### Galvanic isolation

Design of the electrical isolation		3 paths
Galvanic isolation		
• between entrance and outlet		Yes
• between the outputs		No
• between the inputs		No

- between the voltage supply and other circuits

Yes

### Connections/Terminals

<b>Type of electrical connection</b>		screw-type terminals
<b>Type of connectable conductor cross-sections</b>		
• solid		1x (0.25 ... 2.5 mm <sup>2</sup> )
• finely stranded with core end processing		1x (0.25 ... 1.5 mm <sup>2</sup> )
• at AWG conductors solid		1 x (20 ... 14)
<b>Connectable conductor cross-section</b>		
• solid	mm <sup>2</sup>	0.25 ... 2.5
• finely stranded with core end processing	mm <sup>2</sup>	0.25 ... 1.5
<b>AWG number as coded connectable conductor cross section</b>		
• solid		20 ... 14
<b>Tightening torque with screw-type terminals</b>	N·m	0.5 ... 0.6

### Installation/ mounting/ dimensions

<b>Mounting position</b>		any
<b>Mounting type</b>		snap-on mounting
<b>Height</b>	mm	93
<b>Width</b>	mm	6.2
<b>Depth</b>	mm	72.5
<b>Required spacing</b>		
• with side-by-side mounting		
— forwards	mm	0
— Backwards	mm	0
— upwards	mm	0
— downwards	mm	0
— at the side	mm	0
• for grounded parts		
— forwards	mm	0
— Backwards	mm	0
— upwards	mm	0
— downwards	mm	0
— at the side	mm	0
• for live parts		
— forwards	mm	0
— Backwards	mm	0
— upwards	mm	0
— downwards	mm	0
— at the side	mm	0

### Ambient conditions

<b>Installation altitude at height above sea level maximum</b>	m	2 000
<b>Ambient temperature</b>		
• during operation	°C	-25 ... +60
• during storage	°C	-40 ... +80
• during transport	°C	-40 ... +80
<b>Relative humidity during operation</b>	%	10 ... 95

#### Further information

##### Information- and Downloadcenter (Catalogs, Brochures,...)

<http://www.siemens.com/industrial-controls/catalogs>

##### Industry Mall (Online ordering system)

<https://mall.industry.siemens.com/mall/en/en/Catalog/product?mlfb=3RS7000-1CE00>

##### Cax online generator


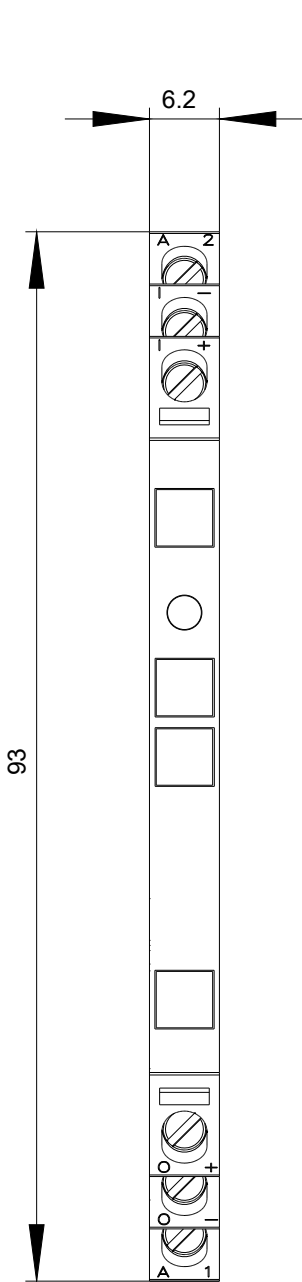
<http://support.automation.siemens.com/WW/CAXorder/default.aspx?lang=en&mlfb=3RS7000-1CE00>

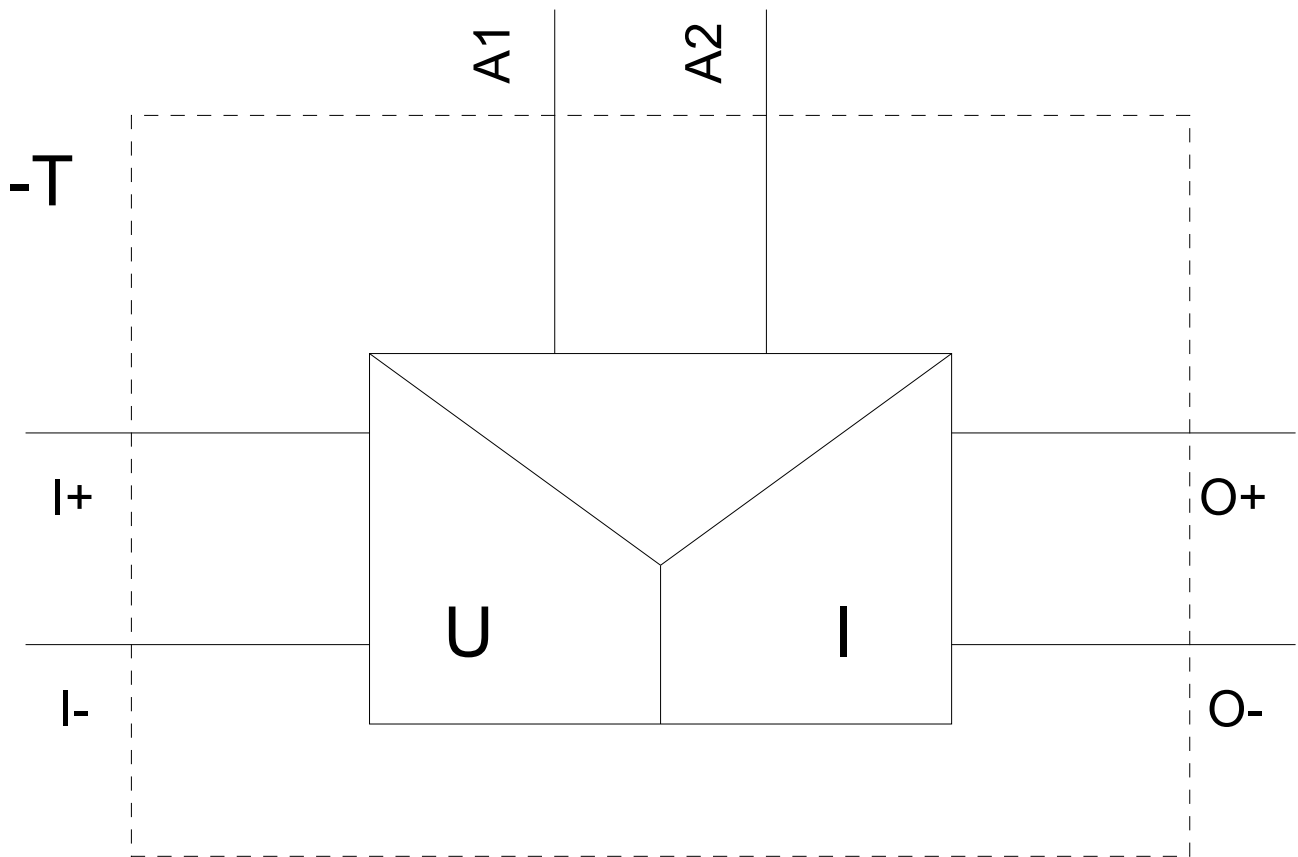
##### Service&Support (Manuals, Certificates, Characteristics, FAQs,...)

<https://support.industry.siemens.com/cs/ww/en/ps/3RS7000-1CE00>

##### Image database (product images, 2D dimension drawings, 3D models, device circuit diagrams, EPLAN macros, ...)

[http://www.automation.siemens.com/bilddb/cax\\_de.aspx?mlfb=3RS7000-1CE00&lang=en](http://www.automation.siemens.com/bilddb/cax_de.aspx?mlfb=3RS7000-1CE00&lang=en)





last modified:

02/27/2017