



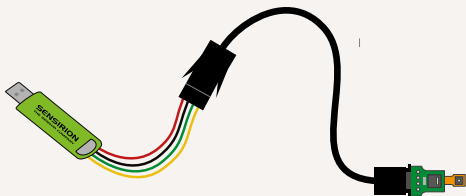
Quick Start Guide
EK-H5

SENSIRION
THE SENSOR COMPANY

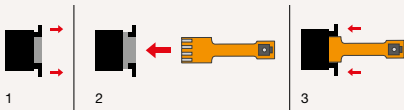
Quick Start Guide EK-H5

- 1 Install software** after download from:
www.sensirion.com/EK-H5

- 2 Connect sensor (Option 1 or Option 2)**
via adapter cable with the USB-adapter



Option 1 FPCB connector



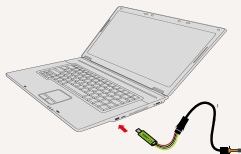
Option 2 Combined FPCB & PCB connector



3

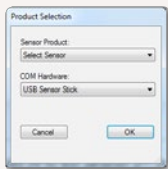
Connect USB-adapter to PC

Start program (USB RS485 Sensor Viewer)



4

Select Sensor and press «OK»



5

Press «Run» to start the program



Thank you for your interest in our digital humidity and temperature sensor series.

For more information, please visit www.sensirion.com/humidity or contact our technical customer support team:

SENSIRION AG

Laubisruetistrasse 50

8712 Staefa

Switzerland

Phone + 41 44 306 40 00

info@sensirion.com

www.sensirion.com