

Bus coupler - AXL F BK PN TPS - 2403869

Please be informed that the data shown in this PDF Document is generated from our Online Catalog. Please find the complete data in the user's documentation. Our General Terms of Use for Downloads are valid (<http://phoenixcontact.com/download>)



Axioline F bus coupler for PROFINET (including bus base module and connector)

Product Description


The bus coupler is the link between a PROFINET network and the Axioline F system. Up to 63 Axioline F devices can be connected to an existing Ethernet system using the bus coupler. The new TPS version has conformance class C certification in accordance with Profinet Spec 2.3 conformance. PROFIenergy is supported.

Your advantages

- Up to 63 additional Axioline devices can be connected
- PROFI-safe support
- PROFIenergy support
- Conformance with PROFINET specification V2.3
- 2 RJ45 connections
- BootP and DCP
- Diagnostic and status indicators
- Firmware can be updated
- Typical cycle time of the Axioline F local bus is around 10 μ s
- Safe analog value processing with SAFE AI and other components



Key Commercial Data

Packing unit	1 pc
GTIN	 4 055626 345826
GTIN	4055626345826
Weight per Piece (excluding packing)	220.800 g
Custom tariff number	85389091
Country of origin	Germany

Technical data

Note

Utilization restriction	EMC: class A product, see manufacturer's declaration in the download area
-------------------------	---

Bus coupler - AXL F BK PN TPS - 2403869

Technical data

Dimensions

Width	45 mm
Height	126.1 mm
Depth	74 mm
Note on dimensions	The depth is valid when a TH 35-7,5 DIN rail is used (according to EN 60715).

Ambient conditions

Ambient temperature (operation)	-25 °C ... 60 °C (Mounting position: wall mounting on horizontal DIN rail)
	-25 °C ... 55 °C (Mounting position: any)
Ambient temperature (storage/transport)	-40 °C ... 85 °C
Permissible humidity (operation)	5 % ... 95 % (non-condensing)
Permissible humidity (storage/transport)	5 % ... 95 % (non-condensing)
Air pressure (operation)	70 kPa ... 106 kPa (up to 3000 m above sea level)
Air pressure (storage/transport)	70 kPa ... 106 kPa (up to 3000 m above sea level)
Degree of protection	IP20

Connection data

Designation	Axioline F connector
Connection method	Push-in connection
Note on the connection method	Please observe the information provided on conductor cross sections in the "Axioline F: system and installation" user manual.
Conductor cross section solid min.	0.2 mm ²
Conductor cross section solid max.	1.5 mm ²
Conductor cross section flexible min.	0.2 mm ²
Conductor cross section flexible max.	1.5 mm ²
Conductor cross section AWG min.	24
Conductor cross section AWG max.	16
Stripping length	8 mm

General

Mounting type	DIN rail mounting
Color	traffic grey A RAL 7042
Net weight	220.8 g
Note on weight specifications	with connector and bus base module
Mounting type	DIN rail mounting
Mounting position	any

Interfaces

Designation	PROFINET
No. of channels	2
Connection method	RJ45 jack
Note on the connection method	Auto negotiation and autocrossing
Transmission speed	100 Mbps (full duplex)
Transmission physics	Ethernet in RJ45 twisted pair

Bus coupler - AXL F BK PN TPS - 2403869

Technical data

Interfaces

Designation	Axioline F local bus
Connection method	Bus base module
Transmission speed	100 Mbps
Designation	Service
Connection method	USB type C

System limits of the bus coupler

Amount of process data	max. 2024 Byte (max. 1012 Byte IN - max. 1012 Byte OUT)
	max. 1012 Byte (Input)
	max. 1012 Byte (Output)
Number of supported devices	max. 63 (per station)
Number of local bus devices that can be connected	max. 63

Power supply for module electronics

Inline potentials

Supply voltage	24 V DC
----------------	---------

Axioline potentials

Designation	Communications power U_L feed-in (the supply of the Axioline F local bus U_{BUS} is generated from U_L)
Supply voltage	24 V DC
Supply voltage range	19.2 V DC ... 30 V DC (including all tolerances, including ripple)
Current consumption	max. 532 mA (with 2 A at U_{BUS} for the I/Os and $U_L = 24$ V)
Power consumption	max. 14 W (with 2 A load at U_{BUS} for the I/Os)
Designation	Axioline F local bus supply (U_{BUS})
Supply voltage	5 V DC (via bus base module)
Power supply unit	2 A
Protective circuit	Surge protection of the supply voltage electronic
	Polarity reversal protection of the supply voltage No

Standards and Regulations

Mechanical tests	Vibration resistance in acc. with EN 60068-2-6/IEC 60068-2-6 5g
	Shock in acc. with EN 60068-2-27/IEC 60068-2-27 30g
	Continuous shock according to EN 60068-2-27/IEC 60068-2-27 10g
Protection class	III (IEC 61140, EN 61140, VDE 0140-1)

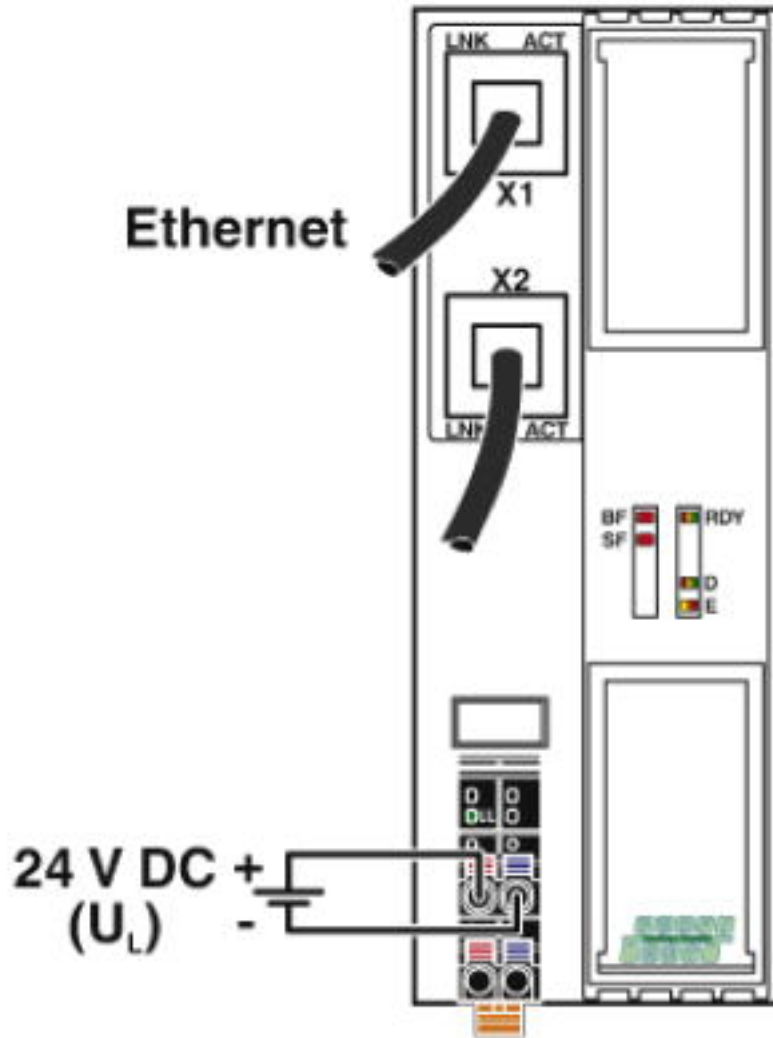
Environmental Product Compliance

REACH SVHC	Lead 7439-92-1
China RoHS	Environmentally Friendly Use Period = 50 years
	For details about hazardous substances go to tab "Downloads", Category "Manufacturer's declaration"

Drawings

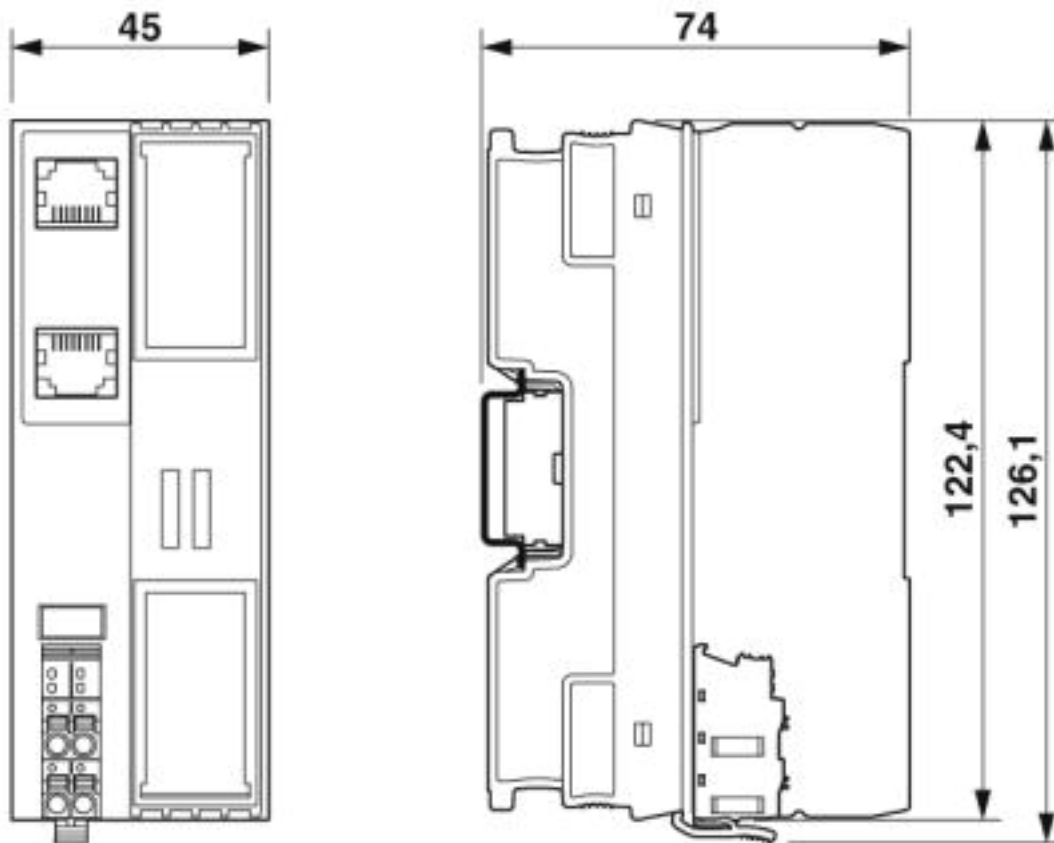
Bus coupler - AXL F BK PN TPS - 2403869

Connection diagram



Bus coupler - AXL F BK PN TPS - 2403869

Dimensional drawing



Classifications

eCl@ss

eCl@ss 4.0	27240490
eCl@ss 4.1	27240490
eCl@ss 5.0	27242208
eCl@ss 5.1	27242600
eCl@ss 6.0	27242600
eCl@ss 7.0	27242608
eCl@ss 8.0	27242608
eCl@ss 9.0	27242608

ETIM

ETIM 3.0	EC001604
ETIM 4.0	EC001604
ETIM 5.0	EC001604
ETIM 6.0	EC001604
ETIM 7.0	EC001604

Bus coupler - AXL F BK PN TPS - 2403869

Approvals

Approvals

Approvals

UL Listed / cUL Listed / PROFINET / cULus Listed

Ex Approvals

Approval details

UL Listed		http://database.ul.com/cgi-bin/XYV/template/LISEXT/1FRAME/index.htm	FILE E 238705
Nominal voltage UN	125 V		
Nominal current IN	1 A		

cUL Listed		http://database.ul.com/cgi-bin/XYV/template/LISEXT/1FRAME/index.htm	FILE E 238705
Nominal voltage UN	125 V		
Nominal current IN	1 A		

PROFINET	Z11944
----------	--------

cULus Listed	
--------------	--

Accessories

Accessories

Data cable by the meter

Network cable - FL CAT5 HEAVY - 2744814



CAT5-SF/UTP cable (J-02YS(ST)C HP 2 x 2 x 24 AWG), heavy-duty installation cable, 2 x 2 x 0.22 mm², solid conductor, shielded, outer sheath: 7.8 mm diameter, inner sheath: 5.75 mm ± 0.15 mm diameter

Bus coupler - AXL F BK PN TPS - 2403869

Accessories

Network cable - FL CAT5 FLEX - 2744830



CAT5-SF/UTP cable (J-LI02YS(ST)C H 2 x 2 x 26 AWG), light-duty, flexible installation cable 2 x 2 x 0.14 mm², stranded, shielded, outer sheath: 5.75 mm ± 0.15 mm diameter

Device marking

Insert label - EMT (35X18,7)R - 0801831



Insert label, Roll, white, unlabeled, can be labeled with: THERMOMARK ROLLMASTER 300/600, THERMOMARK X1.2, THERMOMARK ROLL X1, THERMOMARK ROLL 2.0, THERMOMARK ROLL, mounting type: snapped into marker carrier, lettering field size: 35 x 18.7 mm, Number of individual labels: 500

DIN rail connector

Bus connector - AXL BS BK - 2701422



Axioline F bus base module for housing type BK

Plug

RJ45 connector - FL PLUG RJ45 GR/2 - 2744856



RJ45 connector, shielded, with bend protection sleeve, 2 pieces, gray for straight cables, for assembly on site. For connections that are not crossed, it is recommended that you use the connector set with gray bend protection sleeve.

RJ45 connector - FL PLUG RJ45 GN/2 - 2744571



RJ45 connector, shielded, with bend protection sleeve, 2 pieces, green for crossed cables, for assembly on site. For connections that are crossed, it is recommended that the connector set with green bend protection sleeves is used.

Programming cable

Bus coupler - AXL F BK PN TPS - 2403869

Accessories

Connecting cable - CAB-USB C/ USB C/1,8M - 1021809



Connecting cable, for connecting the controller to a PC from USB C to USB C

Connecting cable - CAB-USB A/ USB C/1,8M - 2404677



Connecting cable, for connecting the controller to a PC from USB A to USB C

Software library

Function block - SAFE AI - 2400057



Function block library for safety-related analog value acquisition with standard I/O modules. Please contact the safety hotline (+49 5281 9-462777) before ordering the SAFE AI article.

Terminal marking

Zack marker strip - ZB 20,3 AXL UNPRINTED - 0829579



Zack marker strip for Axioline F (device labeling), in 2 x 20.3 mm pitch, unprinted, 25-section, for individual labeling with B-STIFT 0.8, X-PEN, or CMS-P1-PLOTTER

Zack Marker strip, flat - ZBF 10/5,8 AXL UNPRINTED - 0829580



Zack Marker strip, flat, Strip, white, unlabeled, can be labeled with: PLOTMARK, CMS-P1-PLOTTER, mounting type: snap into flat marker groove, for terminal block width: 10.15 mm, lettering field size: 4 of 10.15 x 5 mm and 1 of 5.8 x 5 mm, Number of individual labels: 50

Bus coupler - AXL F BK PN TPS - 2403869

Accessories

Assembly tool - FL CRIMPTOOL - 2744869



Crimping pliers, for assembling the RJ45 plugs FL PLUG RJ45..., for assembly on site

Phoenix Contact 2020 © - all rights reserved
<http://www.phoenixcontact.com>