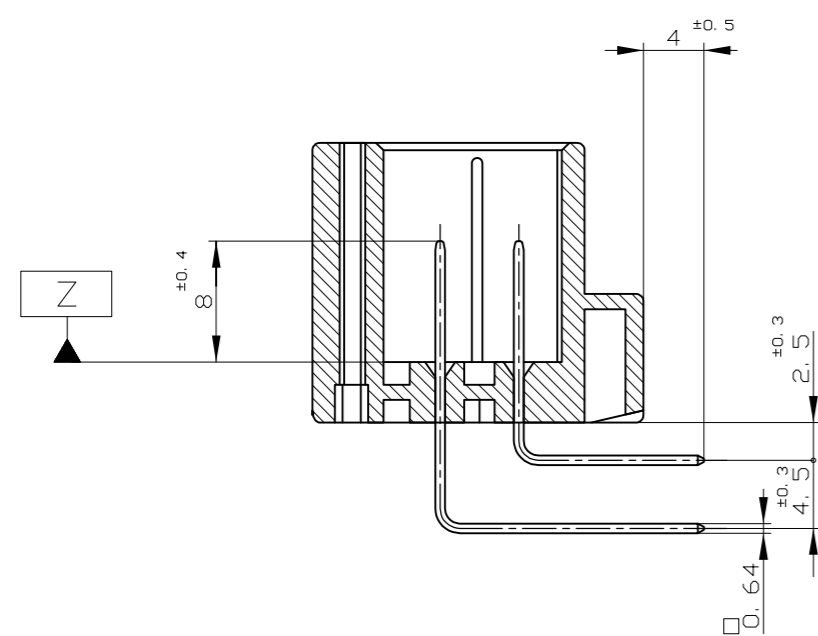
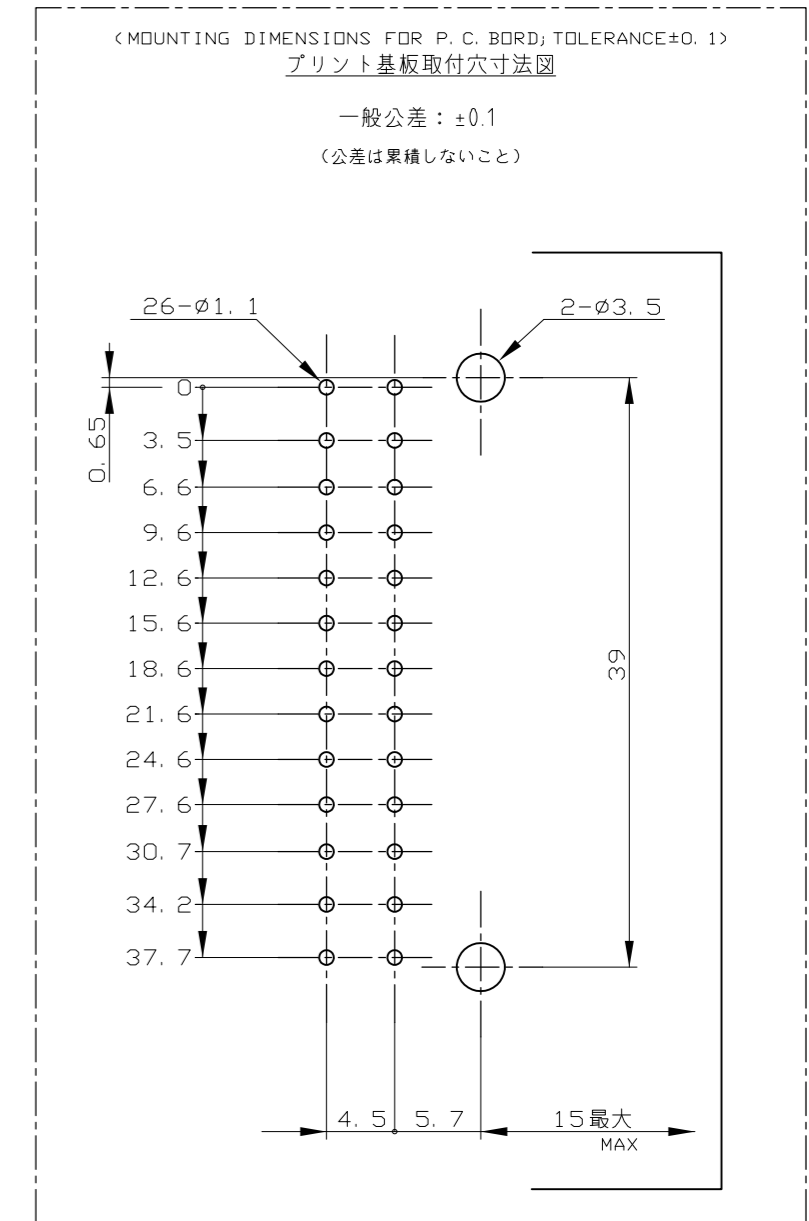
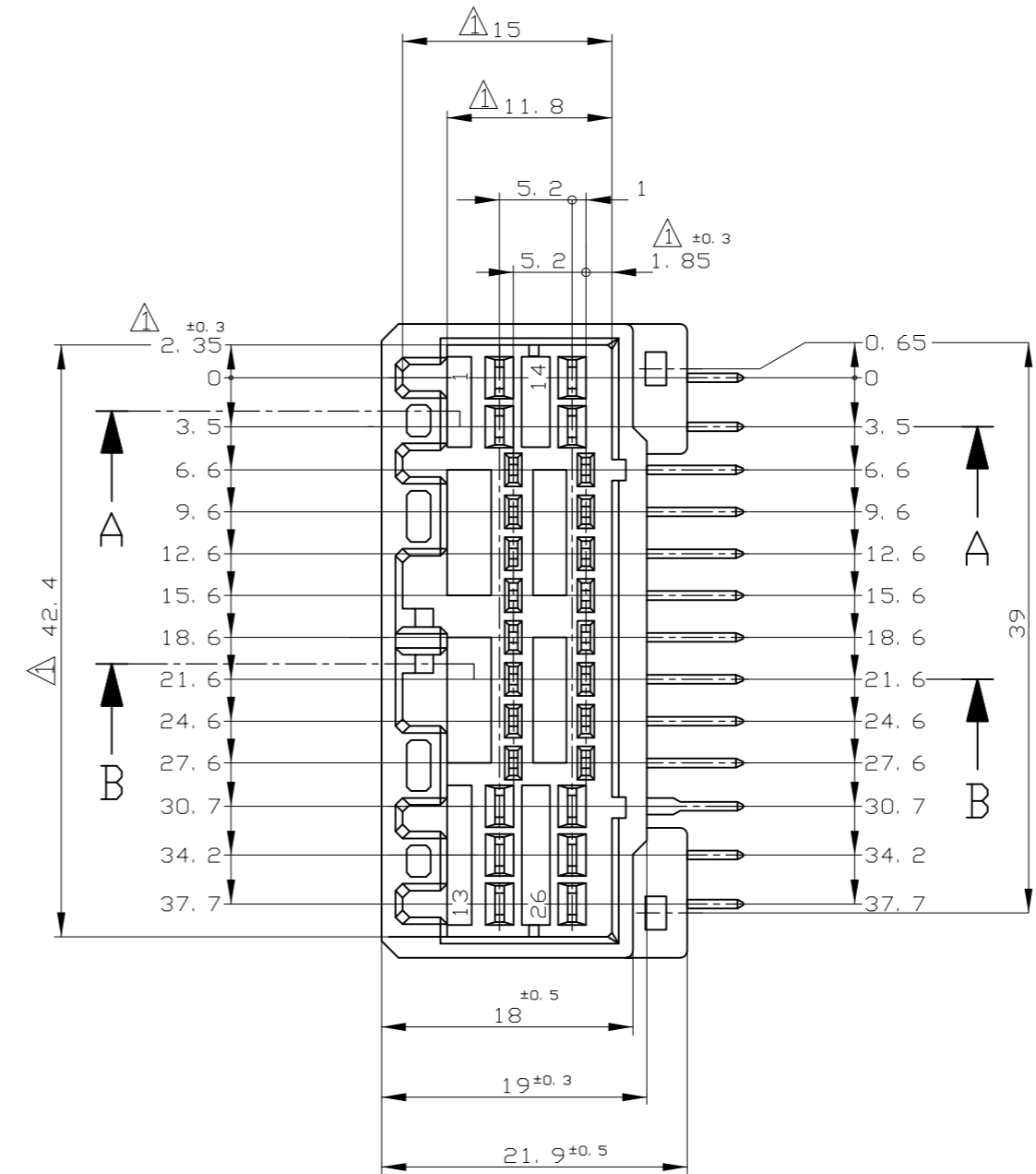
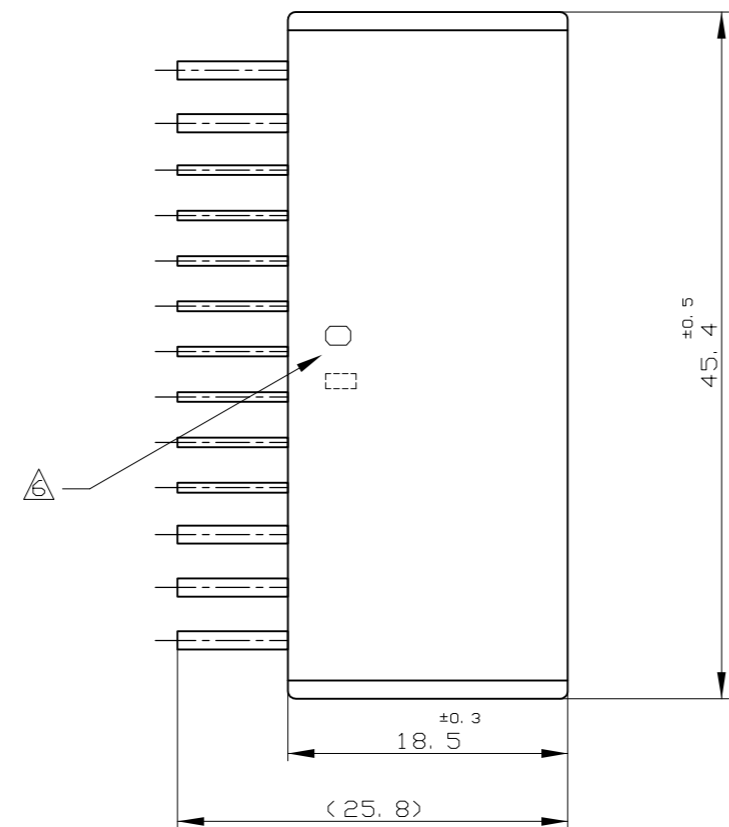
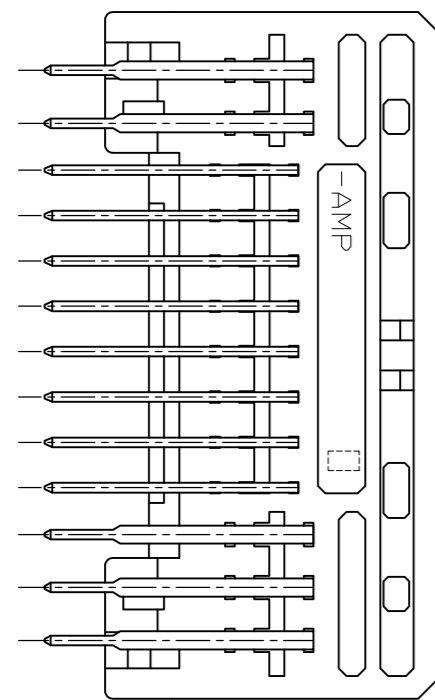
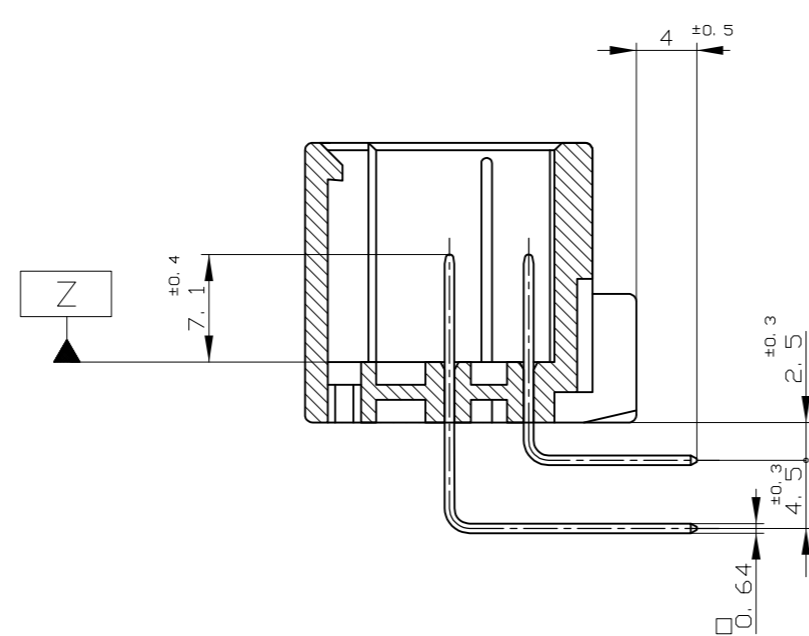


THIS DRAWING IS UNPUBLISHED. RELEASED FOR PUBLICATION  
 © COPYRIGHT - By - ALL RIGHTS RESERVED.

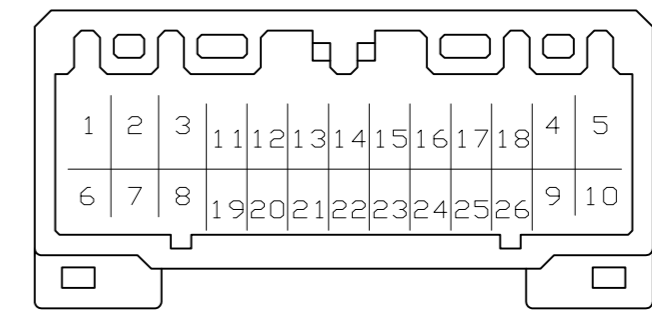
LOC	DIST	REVISONS					
J	-	P	LTR	DESCRIPTION	DATE	DWN	APVD
		F3		REVISED PER ECO-11-005140	28MAR11	RK	HMR



断面 A-A  
(SECT. A-A)



断面 B-B  
(SECT. B-B)



- △ MUST BE KEPT BETWEEN [-Z-] AND 2
- 2 THE MATING PLUG HSG. PART NUMBER; 174516
- 3 RECOMMENDED MOUNTING SCREW; 3mm DIA, 6mm LENGTH MAX.)  
PAN HEAD, CLASS 2 TAPPING SCREW SPECIFIED IN JIS B1115, B1122  
(TIGHTENING TORQUE; 0.4N-m(4Kg-cm)MAX)
- 4 APPLICABLE PRODUCT SPEC NO. 108-5280
- △ CIRCUIT NUMBER  
POWER CIRCUIT NO. ①~⑩  
SIGNAL CIRCUIT NO. ⑪~⑳
- △ INDICATED PREFIX AND ID MARK OF PRODUCT P/N BY HOT MARK

- △ [-Z-] 面から2mmの範囲で測定
- 2. 嵌合相手ハウジング型 174516
- 3. 推奨取付ねじ: JIS B1115, B1122 タッピングねじ, なべ2種
- 4. 適用製品規格番号: 108-5280
- △ 回路番号: 上図参照のこと  
パワー回路 ①~⑩  
シグナル回路 ⑪~⑳
- △ 適用製品番号のプリフィックス及びIDマークを  
カラーホットマークにて表示

4	TIN-LEAD	SELECTIVE GOLD (部分金めっき) × 2 PRE-TINNED (錫めっき) × 24	///	⑭, ⑳	GRAY 灰色	4-178811-6
4	TIN-LEAD	SELECTIVE GOLD (部分金めっき) × 2 PRE-TINNED (錫めっき) × 24	///	⑭, ⑳	NATURAL 白色	4-178811-1
3	TIN-LEAD	SELECTIVE GOLD (部分金めっき) × 16 PRE-TINNED (錫めっき) × 10	///	⑪~⑱	BLACK 黒色	3-178811-2
2	TIN-LEAD	SELECTIVE GOLD (部分金めっき) × 6 PRE-TINNED (錫めっき) × 20	⑨	⑱, ⑲, ⑳~㉔	GRAY 灰色	2-178811-6
0	PRE-TINNED	錫メッキ × 26	///	///	YELLOW 黄色	178811-7
0	PRE-TINNED	錫メッキ × 26	///	///	GRAY 灰色	178811-6
5	SELECTIVE-TIN (MATTE) 部分錫めっき	SELECTIVE GOLD (部分金めっき) × 26	①~⑩	⑪~⑱	GRAY 灰色	178811-3
1	SELECTIVE-TIN (MATTE) 部分錫めっき	SELECTIVE-TIN (錫めっき) × 26	///	///	WHITE 白色	178811-2
0	PRE-TINNED	錫メッキ × 26	///	///	WHITE 白色	178811-1
△ MARKING	SOLDERING SIDE 半田付け部	CONTACT SIDE 接触部	POWER CIRCUIT NO. パワー回路	SIGNAL CIRCUIT NO. シグナル回路	HOUSING COLOR ハウジング色	PART NO
	FINISH OF CONTACT タブ仕上 (本数)		CIRCUIT NO. OF GOLD PLATED CONTACT 全メッキ端子使用回路番号			

GENERAL TOLERANCE

0<#i> 10	±0.2
10<#i> 30	±0.25
30<#i> 100	±0.3
ANGLES	±3°

THIS DRAWING IS A CONTROLLED DOCUMENT.

DIMENSIONS: 単位: 純 mm	TOLERANCES UNLESS OTHERWISE SPECIFIED 一般公差	DWN M.KADOSAKI 17MAY05		NAME M. KADOSAKI
	0 PLC ±	CHK T.SHINOHARA 17MAY05		PRODUCT SPEC 製品規格
	1 PLC ±	APVD K.BETSUI 17MAY05		APPLICATION SPEC 取付適用規格
	2 PLC ±	WEIGHT		SCALE 2:1
3 PLC ±	4 PLC ±	FINISH 仕上	CUSTOMER DRAWING	SIZE A2
4 PLC ±	ANGLES ±	MATERIAL 材料	SEE TABLE 表参照	CAGE CODE 00779
HOUSING : PBT	CONTACT : BRASS	FINISH 仕上	WEIGHT	DRAWING NO C=178811
				RESTRICTED TO