

Features

- Maximum operating pressure is 35 bar.
- Operating temperature range -20°C to +100°C.
- Material: Steel Nickel Plated Finish
- Flow 890 l/min
- DN8.5
- ISO 6150-B-15
- Industrial Interchangeable 3/8"
- Compatible with:
TST SWING COUPLING E
HANSEN 4000
PARKER 30 3/8"
CEJN 430
GROMELLE 900
PARKER - RECTUS 30
ATLAS COPCO QIC10US

RS PRO Pneumatic Quick Connect Coupling

RS Stock No.: 0325639



RS PRO is the own brand of RS. The RS PRO Seal of Approval is your assurance of professional quality, a guarantee that every part is rigorously tested, inspected, and audited against demanding standards. Making RS PRO the Smart Choice for our customers.

Product Description

RS PRO Series 30 Quick Connect Couplings Plugs

Pneumatic quick-connect coupling connectors are found across industry in pneumatic systems as diverse as robotic assembly lines and other equipment.

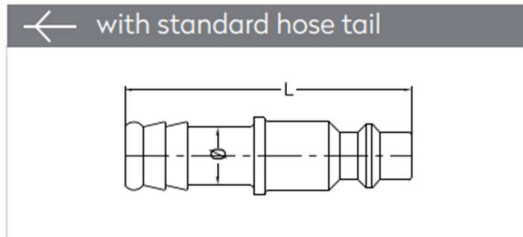
These plugs can be used with our RS PRO 030S Series 2-Stage Security Couplings

- Maximum operating pressure is 35 bar.
- Operating temperature range -20°C to +100°C.
- Material: Steel Nickel Plated Finish
- Single Shut Off (One side is with valve)
- DN8.5
- Flow 890 l/min
- ISO 6150-B-15
- Industrial Interchangeable 3/8"
- 2-Stage Security
- Compatible with: TST SWING COUPLING E | HANSEN 4000 | PARKER 30 3/8" | CEJN 430 GROMELLE 900 | PARKER - RECTUS 30 | ATLAS COPCO QIC10US

Specifications

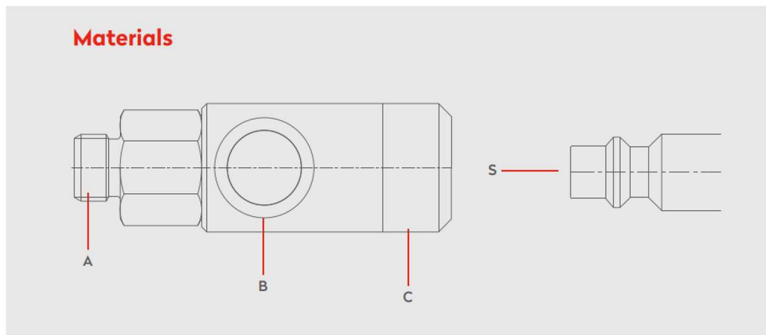
Manufacturer Series	030
Coupling Type	Quick Connect Coupling Plug
Connection Standard	DN 8, ISO 4414, ISO 6150-B-15, Industrial Interchangeable 3/8"
Connection Standard Compatible With	HANSEN 4000; PARKER 30 3/8"; CEJN 430; GROMELLE 900; RECTUS 30, ATLAS COPCO QIC10US; TST SWING COUPLING E
Minimum Operating Temperature	-20°C
Maximum Operating Temperature	+100°C
Maximum Operating Pressure	35 bar
Flow	890 l/min
Flow Direction & Sealing	Through type coupling
Material	Steel
Finish	Nickel Plated
Connection Type	Hose Barb
Thread Size	N/A
Thread Standard	N/A
Thread Gender	N/A
Coupling Gender	Male
Threaded Connection	N/A
Seal material	N/A
Hose Barb Connection	8mm

Specifications



Dimensions (mm)		
SW	L	ØD
53	16	-

Materials



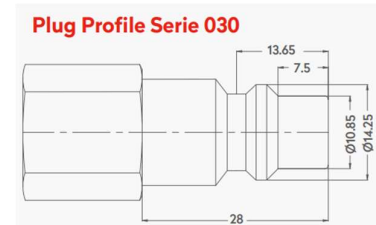
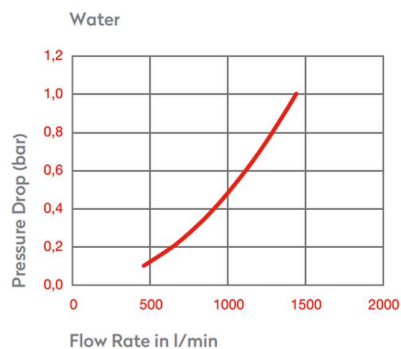
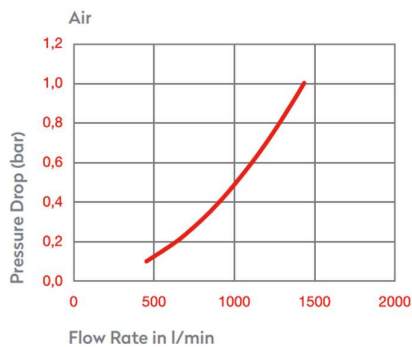
Material Code

A = Brass Nickel Plated

B = Zinc Plated

C = Aluminium

S = Steel Nickel Plated



Series 30 Quick Connect Couplings

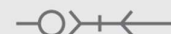


0 - 35 bar
(0-508 PSI)



-20° to +100°C (NBR)
-4° to +212°F

Shut Off
Type



OM 300 - 00700
OM 300 - 01000
OM 100 - 01600

FLOW

890 lt/min

DN

8.5 mm