

# Polynova PD Glass Reinforced Polyester



## INDEX

[Leaflet](#)  
[Catalogue Information](#)  
[Technical Drawings](#)

## WEB LINKS

[Polynova PD Information Page](#)  
[Ask a question / Send us an enquiry](#)  
[Information about B&R](#)  
[Local Sales Team Phone Numbers](#)

## Features

- Protection rating – IP65
- Approvals  
CE marked
- 150° door opening for ease of access to internal systems
- 8mm triangle lock
- Insulated mounting pan
- Capable of withstanding temperatures -40° to 100°C
- Robust construction
- Halogen free
- UV stabilised



### OVERVIEW

The Polynova PD is a IP65 range of double insulated, hinged general purpose enclosures. The Enclosures are manufactured from self extinguishing glass reinforced polyester for superior mechanical protection. Insulated mounting pans are supplied as standard and with a complete range of accessories available.

### APPLICATION

Suitable for a variety of general electrical applications.

### MATERIALS

- Body – Glass reinforced polyester
- Body thickness – Natural RAL7035

### INCLUSIONS

- Insulated mounting pan
- 8mm triangle lock



# Polynova PD


## SELECTION GUIDE

Catalogue No.	Dimensions (mm)				Mounting Pan (mm)			No of locks	Weight (kg)
	Height	Width	Depth	Usable Depth*	Height	Width	Thk		
PD353015	350	300	160	130	330	245	4	4	3.8
PD503020	500	300	200	170	480	245	4	4	5.5
PD504020	500	400	200	170	480	345	4	4	6.7
PD654020	650	400	200	170	630	345	6	6	8.8
PD655025	650	500	250	220	630	445	6	6	11.3
PD806030	800	600	300	270	780	545	6	6	18.4

\* Mounting pan to inside of door

## ACCESSORIES


Product	Description	Catalogue No.
Mounting pan – metal	330 x 243mm	PD3530/M
	480 x 243mm	PD5030/M
	480 x 343mm	PD5040/M
	630 x 343mm	PD6540/M
	630 x 443mm	PD6550/M
	780 x 543mm	PD8060/M
Mounting pan – insulated	330 x 243mm	PD3530/I
	480 x 243mm	PD5030/I
	480 x 343mm	PD5040/I
	630 x 343mm	PD6540/I
	630 x 443mm	PD6550/I
Escutcheon – hinged (non metallic)	780 x 543mm	PD8060/I
	330 x 243mm	PD3530/HE
	480 x 243mm	PD5030/HE
	480 x 343mm	PD5040/HE
	630 x 343mm	PD6540/HE
DIN rail mounting kit (incl. escutcheon with DIN cutouts)	630 x 443mm	PD6550/HE
	780 x 543mm	PD8060/HE
	24 pole	PD3530/D24
	36 pole	PD5030/D36
Brackets	54 pole	PD5040/D54
	72 pole	PD6540/D72
	wall mounting (4)	PD/WMB
Locks	fixed L	PD/LB
	knob, keyed (427)	PD/LCK
	lock insert 3mm double bit pin	PD/LCKDI3
	lock insert 8mm square	PD/LCKS8
	lock insert 8mm triangle	PD/LCK8T
replacement lock tongue	PD/RLT	



Hinged escutcheon -



Mounting pan – insulated



Mounting pan – metal

### National Sales

P 1300 Enclosures (1300 362 567)

F 1300 796 599

E sales@brenclosures.com.au

brenclosures.com.au

Queensland P +61 7 3714 1111

Nth Queensland P +61 7 4727 1900

New South Wales P +61 2 9915 9555

Newcastle P +61 2 4961 4433

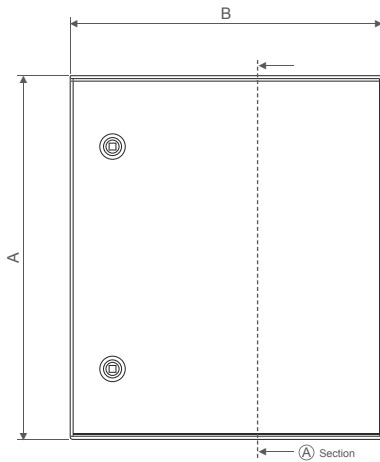
Victoria P +61 3 9552 0552

South Australia P +61 8 8417 6222

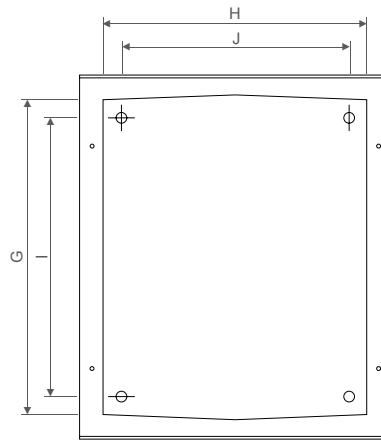
Western Australia P +61 8 6310 4777



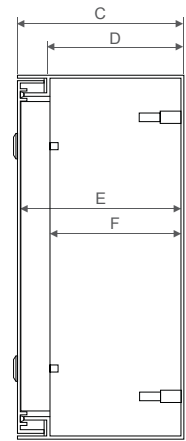
# Technical Drawings



Front View



Front View With Internals



○ A Side Section With Internals

Catalogue No.	Dimensions (mm)										
	External				Internal Depth		Opening Size		Mounting Size		No of Locks
	A	B	C	D	E	F	G	H	I	J	
PD353015	350	300	160	132	135	126	300	250	269	219	1
PD503020	500	300	200	172	194	166	450	250	419	219	2
PD504020	500	400	200	172	194	166	450	350	419	319	2
PD654020	650	400	200	172	194	166	600	350	569	319	2
PD655025	650	500	250	222	244	216	600	450	569	419	2
PD806030	800	600	300	272	294	266	750	550	719	519	2