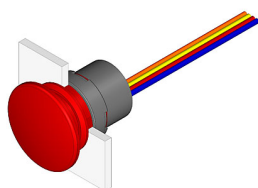


EAO – Your Expert Partner for Human Machine Interfaces

84-1201.7 - Illuminated pushbutton actuator PCB standard

84-1201.7 - Illuminated pushbutton actuator PCB standard



Attention: The preview is based on a sample product. This can differ from your current configuration.

Mounting

Mounting cut-out Ø 22.5 mm
Design flush

Front

Front ring material Aluminium
Front dimension Ø 25 mm
Front shape round
Front ring colour natural anodized

Other Attributes

Weight 0.008 kg

IP-Rating

Front protection IP 67

Actuator

Switching action Momentary

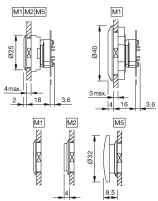
Function

Illuminated pushbutton

EAO – Your Expert Partner for Human Machine Interfaces

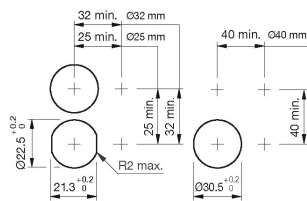
84-1201.7 - Illuminated pushbutton actuator PCB standard

Dimensions



M1 = Lens level with bezel

Mounting cut-outs



Wiring diagram



Additional information

Illuminated lens, non-illuminated bezel

The colour of anodized aluminium parts can vary due to technical production reasons

Legend

Switching action: B = Momentary