



ENGLISH

## Datasheet :- Metal film Precision MELF Resistor

# RS Pro



### Specifications:

Thin Film Technology

$\pm 1\%$  Tolerance

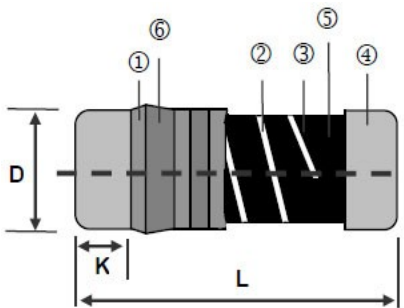
TCR  $\pm 50$  PPM / °C

AEC Q200 compliance


Lead free RoHS Compliant

Part Numbering :- RSAMMF0204FTDG1004

Product type	Dimensions	Resistance Tolerance	Packing code	TCR	Power	Resistance
				PPM / °C	Rating	
RSAMMF	0102	A =± 0.1%	T =	A =±10%	W =0.125W	R020 =0.02Ω
	0204	D =± 0.25%	Taping Reel	B =±15%	P =0.2W	0010 =1Ω
	0207	F =± 0.5%		C =±25%	V =0.25W	0100 =10Ω
		G =± 1%		D =±50%	G =0.4W	4R7 =4.7Ω
				Z =Jumper	U =0.5W	1004 =1MΩ



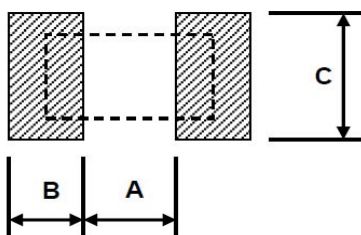
### Construction and Dimensions



① Insulation Coating	④ Electrode Cap
② Trimming Line	⑤ Resistor Layer
③ Ceramic Rod	⑥ Marking

Series	Length	Diameter	Dimension K	weight per 100 pcs
RSAMMF0102	2.2mm	1.1mm	0.45mm	0.77g
RSAMMF0204	3.5mm	1.4mm	0.8mm	1.87g
RSAMMF0207	5.9mm	2.2mm	1.3mm	8.09g

### Recommended land



Type	A	B	C
RSAMMF0102	1mm	0.8mm	
1.5mm			
RSAMMF0204	1.6mm	1.2mm	
1.6mm			
RSAMMF0207	3mm	1.7mm	2.4mm



ENGLISH

# Technical Specification

DESCRIPTION	RSAMMF0102		RSAMMF0204		RSAMMF0207	
Resistance range	8.2Ω - 1MΩ; 0Ω		0.1Ω - 3.4MΩ; 0Ω		0.1Ω - 3.4MΩ; 0Ω	
Resistance tolerance	± 5%; ± 1%; ± 0.5%; ± 0.25%; ± 0.1%					
Temperature coefficient	± 100ppm/°C; ± 50ppm/°C;		± 100ppm/°C; ± 50ppm/°C; ± 25ppm/°C;			
	± 25ppm/°C; ± 15ppm/°C		± 15ppm/°C; ± 10ppm/°C			
Operation mode						
Power rating P70	1/5W	(0.2W)	2/5W	(0.4W)	1/2W	(0.5W)
Operating voltage Umax.	200V	(200V)	200V	(200V)	300V	(300V)
Operating temperature range	-55°C ~ 155°C					
Max. resistance change at P70 for resistance range, ΔR/R max., after 1000 h	≡ 0.5%		≡ 0.5%		≡ 0.5%	

## Standard Electrical specifications

Package RSAMMF	Power Rating at 70°C	Operating Temp. Range	Max. Operating Voltage	Max. Overload Voltage	Resistance range	TCR (PPM/°C)
					± 1%	
102	1/8W	-55 ~ +155°C	150V	300V	8.2Ω - 1MΩ	± 50
	Jumper:2A				0Ω (<15mΩ)	-
204	1/4W	-55 ~ +155°C	200V	400V	0.2Ω - 3.4MΩ	± 50
	Jumper:2A				0Ω (<15mΩ)	-
207	1/2W	-55 ~ +155°C	300V	600V	0.2Ω - 3.4MΩ	± 50
	Jumper:4A				0Ω (<15mΩ)	-