



## Features

- Extra long life element
- Assortment of resistance tapers
- 100 mm travel length
- Touch sense lever
- Snap-in connector



## PSP Series Motorized Master Slide Potentiometer

### Electrical Characteristics

Standard Resistance Range  
 ..... 10K ohms to 100K ohms  
 Standard Resistance Tolerance... ±20 %  
 End Resistance ..... 1 ohm max.  
 Insulation Resistance @ 500 VDC  
 ..... 100 megohms min.  
 Dielectric Withstanding Voltage  
 ..... 1000 VAC  
 Standard Taper ..... Linear, Audio  
 Power Rating - Linear ..... 0.5 watt  
 Power Rating - Audio ..... 0.25 watt  
 Slider Noise ..... 60 mV max.  
 Touch Sense Track  
 Conductive Resistance  
 Snap-in Connector..... 10 ohms max.

### Environmental Characteristics

Operational Life ..... 1,000,000 cycles  
 TR Shift ..... ±15 %  
 Operating Temperature Range  
 ..... -10 °C to +70 °C

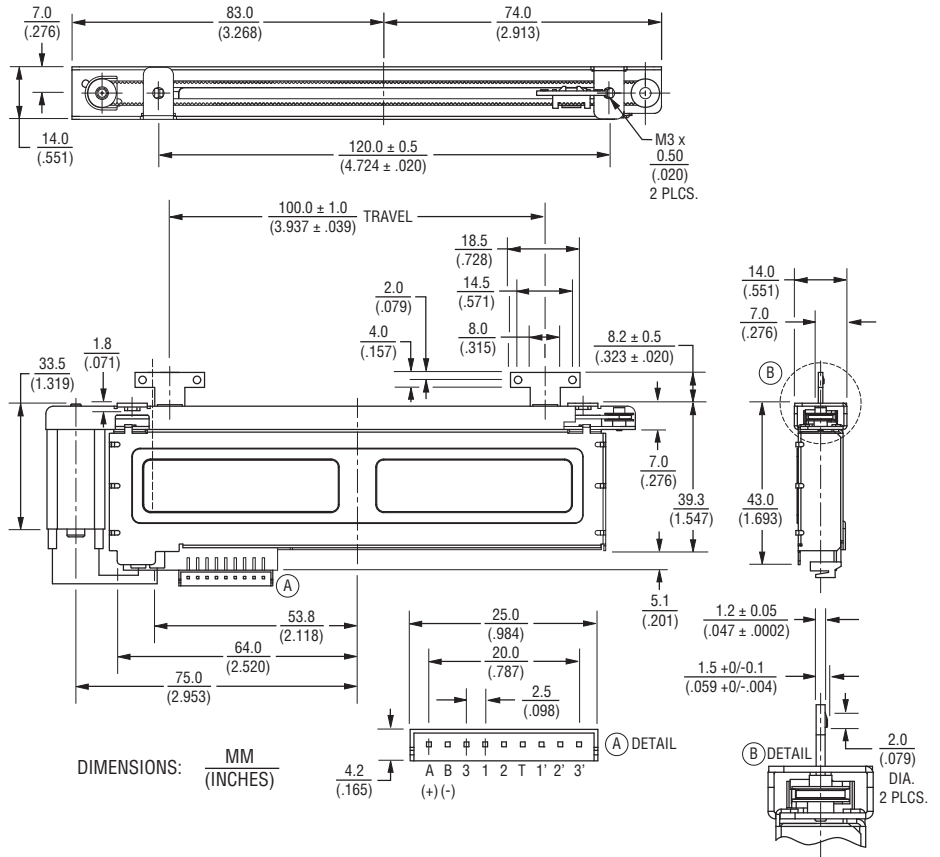
### Mechanical Characteristics

Mechanical Travel..... 100 mm ± 1 mm  
 Operating Force  
 100 mm Travel..... 50 gf  
 Stop Strength ..... 5 kgf min.

### Motor Drive Characteristics

Rated Voltage ..... 10 VDC  
 Operating Voltage Supply .. 6 to 11 VDC  
 Maximum Current..... 800 mA max.  
 Lever Speed @ 10 VDC  
 ..... 20 mm/0.1 sec.

### Product Dimensions



### Asia-Pacific:

Tel: +886-2 2562-4117  
 Email: asiacus@bourns.com

### Europe:

Tel: +36 88 520 390  
 Email: eurocus@bourns.com

### The Americas:

Tel: +1-951 781-5500  
 Email: americus@bourns.com

[www.bourns.com](http://www.bourns.com)

### Standard Resistance Table

Resistance (Ohms)	Resistance Code
10,000	103
20,000	203
50,000	503
100,000	104

### How To Order

**PSP 01 - 08 2 A - 103 B2**

Model Number \_\_\_\_\_  
 Designator \_\_\_\_\_  
 PSP = Motorized  
 Master Slide  
 Potentiometer  
 Length of Travel \_\_\_\_\_  
 01 = 100 mm  
 Lever Length \_\_\_\_\_  
 08 = 8.2 mm  
 Terminal Type \_\_\_\_\_  
 2 = Snap-in Connector  
 Lever End Style \_\_\_\_\_  
 A = Metal Lever (Refer to Drawing)  
 Resistance Code \_\_\_\_\_  
 (See Standard Resistance Table)  
 Resistance Taper (See Taper Charts)  
 Taper Series followed by Curve Number

\*RoHS Directive 2002/95/EC Jan. 27, 2003 including annex and RoHS Recast 2011/65/EU June 8, 2011.

Specifications are subject to change without notice.

The device characteristics and parameters in this data sheet can and do vary in different applications and actual device performance may vary over time.

Users should verify actual device performance in their specific applications.

## Applications

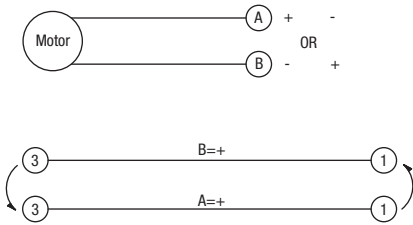
- Audio mixing consoles
- Broadcast mixing consoles
- Light mixing consoles

# PSP Series Motorized Master Slide Potentiometer

**BOURNS®**

### Schematics

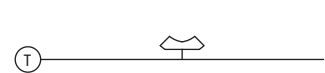
#### Motor



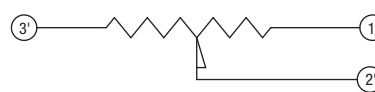
#### Line Track (R1)



#### Touch Sense Track

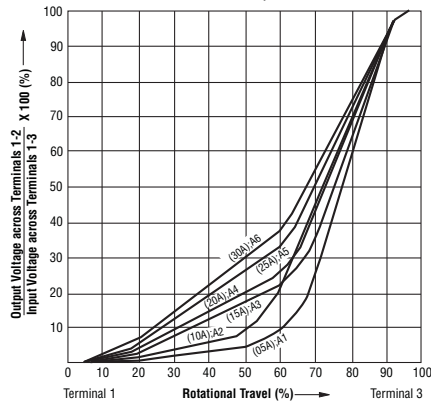


#### Servo Track (R2)

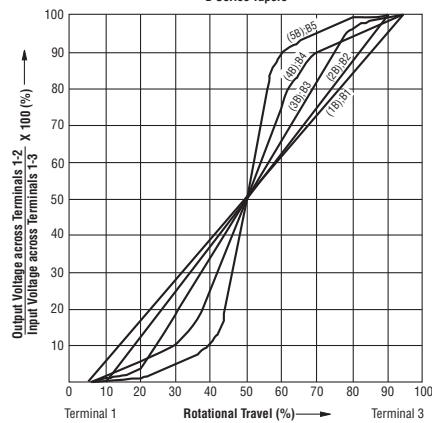


### Tapers

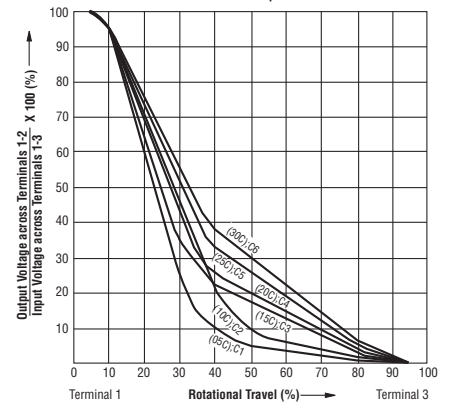
#### A Series Tapers



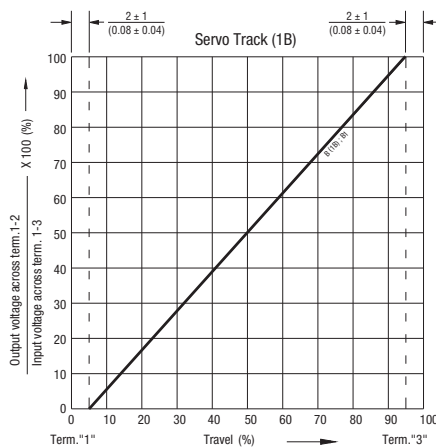
#### B Series Tapers



#### C Series Tapers



### Servo Track Output Chart



01/17

Specifications are subject to change without notice.

The device characteristics and parameters in this data sheet can and do vary in different applications and actual device performance may vary over time. Users should verify actual device performance in their specific applications.