

# Thermofit Molded Parts Specification Control Drawing

Part Number : 562A011 thru 067  
Description : Transition,  
1 to 4 Cables

## NOTES

- All dimensions are in  $\frac{\text{inches}}{\text{[millimeters]}}$  ;  $\frac{\text{lbs}}{\text{[gms]}}$
- Dimensions appearing in table are as follows:
  - a - As Supplied
  - b - After Unrestricted Recovery
- Coating is optional. As supplied dimensions appearing in table are for uncoated parts. When coating is added, entry diameters will be reduced by .06 max.
- Molding ports are optional. When -00 modification number is specified molding ports will be located as shown.
- Weight appearing in table of dimensions is based on polyolefin part.

-5 material is not available for this part.

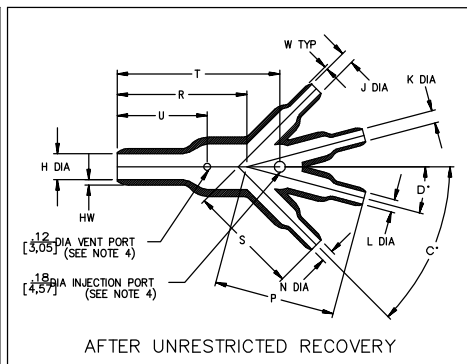
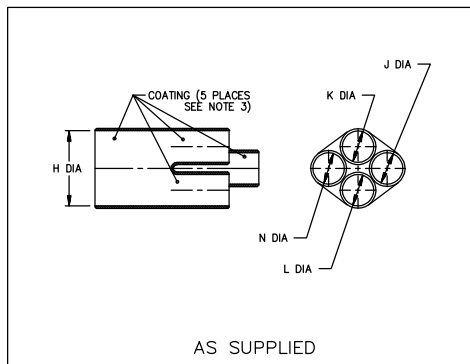


TABLE OF DIMENSIONS

PART NUMBER	H		J,K,L & N		P	R	S	T	U	C'	D'	HW	W	Weight
	Min	Max	Min	Max	±10%	±10%	±10%	±10%	±10%	±5%	±5%	±20%	±20%	Nom
	a	b	a	b	b	b	b	b	b	b	b	b	b	b
562A011	.52 [13,2]	.27 [6,9]	.26 [6,6]	.14 [3,5]	.95 [24,1]	1.51 [38,4]	.95 [24,1]	1.73 [43,9]	.79 [20,0]	45	15	.06 [1,52]	.04 [1,02]	.008 [3,63]
562A022	.76 [19,3]	.38 [9,7]	.37 [9,4]	.21 [5,3]	1.40 [35,6]	1.42 [36,1]	1.26 [32,0]	1.70 [43,2]	.91 [23,1]	45	15	.07 [1,78]	.04 [1,02]	.015 [6,80]
562A032	.76 [19,3]	.38 [9,7]	.52 [13,2]	.27 [6,9]	1.94 [49,3]	1.42 [36,1]	1.77 [45,0]	1.99 [50,5]	1.00 [25,4]	45	15	.07 [1,78]	.06 [1,52]	.030 [13,61]
562A043	1.06 [26,9]	.51 [13,0]	.52 [13,2]	.27 [6,9]	1.94 [49,3]	2.04 [51,8]	1.77 [45,0]	2.59 [65,8]	1.32 [33,5]	45	15	.10 [2,54]	.06 [1,52]	.041 [18,60]
562A054	1.52 [38,6]	.73 [18,5]	.76 [19,3]	.38 [9,7]	2.83 [71,9]	2.95 [74,9]	2.57 [65,3]	3.75 [95,3]	1.83 [46,5]	45	15	.12 [3,05]	.07 [1,78]	.120 [54,43]
562A067	2.19 [55,6]	1.05 [26,7]	1.06 [26,9]	.51 [13,0]	4.00 [101,6]	4.27 [108,5]	3.64 [92,5]	5.32 [135,1]	2.58 [65,5]	45	15	.18 [4,57]	.10 [2,54]	.330 [149,69]

IF THIS DOCUMENT IS PRINTED IT BECOMES UNCONTROLLED. CHECK FOR THE LATEST REVISION.



TE CONNECTIVITY  
300 CONSTITUTION DRIVE  
MENLO PARK, CALIFORNIA 94025

Revision : P1  
Date : 20APR11

Part Number : 562A011 thru 067  
Description : Transition,  
1 to 4 Cables

# Thermofit Molded Parts Specification Control Drawing

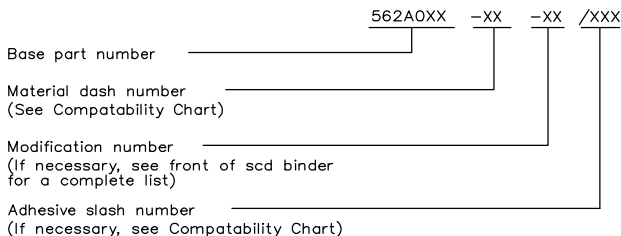
Part Number : 562A011 thru 067  
Description : Transition,  
1 to 4 Cables

## COMPATABILITY CHART

MATERIAL DASH NO.	MATERIAL DESCRIPTION	RT SPEC	COATING SLASH NO.	COATING S NO.	COATING DESCRIPTION
-3	Polyolefin, Semi-rigid	RT-301	/42;/86	S-1017;S-1048	Adhesive
-4	Polyolefin, Flexible	RT-1304	/42;/86	S-1017;S-1048	Adhesive
-5	Elastomer, Flexible	RT-501	/42	S-1017	Adhesive
-6	Silicone	RT-602	N/A		
-12	*VITON, Flexible	RT-1312	N/A		
-25	Elastomer, Fluid Resistant	RT-1325	/42;/86	S-1017;S-1048	Adhesive
-100	Polyolefin, Semi-flexible ZEROHAL™	RT-1323	/86,/180	S-1048;S-1030	Adhesive

\*VITON is a Registered Trademark of Dupont

## ORDERING INFORMATION



THIS DRAWING IS SUBJECT TO CHANGE WITHOUT NOTICE; CONSULT YOUR NEAREST FIELD REPRESENTATIVE FOR CURRENT REVISION



TE CONNECTIVITY  
300 CONSTITUTION DRIVE  
MENLO PARK, CALIFORNIA 94025

Revision : P1  
Date : 20APR11

Part Number : 562A011 thru 067  
Description : Transition,  
1 to 4 Cables