

# Scope of the art R&S® Scope Rider Handheld digital oscilloscope

Lab performance in a rugged  
and portable design

1 60 MHz to 500 MHz  
1 Isolated, CAT IV

**2** MIN  
**2** be  
sure.  
2-minutes.com



Invest 2 minutes  
and you'll never  
look back.



**ROHDE & SCHWARZ**

# R&S® Scope Rider

## Experience our handheld scope for 2 minutes and you'll never look back

Lab performance in a rugged and portable design – the perfect multipurpose tool for the lab or in the field.

Wireless remote control

In the lab In the field



CAT IV 600 V / CAT III 1000 V:  
galvanic-insulated floating channels

Rugged, dust and water resistant housing

7", 800x480 capacitive touch display

### Capacitive touch and keypad operation

- Full operation via touch panel or keypad
- See more with a 7" color display
- Easy parameter adjustment with multifunction wheel
- Large buttons for use with gloves

Multifunction wheel

### Outstanding protection

- Maximum safety in all environments: CAT IV 600 V / CAT III 1000 V
- IP51 housing that meets military environmental requirements
- Nonslip and impact resistant rubberized surface

Unmatched connectivity: USB, Ethernet and wireless LAN

### Excellent connectivity and much more

- Wireless LAN and Ethernet for web-based remote control and quick data access
- Finish faster with one-touch documentation
- MicroSD card and USB device/host support
- More than 4 hours of battery power

Large buttons, can be used with gloves

### Superior performance

- 60 MHz to 500 MHz with 5 Gsample/s sampling rate
- 50 000 waveforms per second
- 10-bit ADC
- 2 mV/div to 100 V/div
- Up to 300 V offset range
- 33 automatic measurement functions

> 4 h battery life

### 5 instruments in one handheld package

- Lab performance oscilloscope
- Logic analyzer
- Protocol analyzer
- Data logger
- Digital multimeter\*

Switch between all instrument modes

One-touch documentation: easily save screenshots and measurements



\* Additional multimeter channel in two-channel model.

# Superior performance: a lab oscilloscope in a handheld package

- 60 MHz to 500 MHz at up to 5 Gsample/s
- High-speed acquisition system with history mode
- 10 bit ADC
- Excellent sensitivity: 2 mV/div to 100 V/div
- Up to 300 V offset compensation range
- 33 automatic measurement functions
- Deep zoom with 500 ksample acquisition memory

In the lab

In the lab

## Lab oscilloscope performance

When debugging embedded devices in the lab or analyzing complex problems in the field, the R&S®ScopeRider offers the performance and capabilities of a lab oscilloscope as well as the form factor and ruggedness of a battery-operated handheld device.

Small sensor signals can be analyzed with an excellent vertical sensitivity of 2 mV/div. Triggering on protocol events and decoding protocol data enables convenient debugging of digital control signals. A digital trigger system provides the best trigger sensitivity available in a handheld oscilloscope, and 14 trigger types give the flexibility required to capture exactly the right signal. With 33 automatic measurement functions, the R&S®ScopeRider delivers the capabilities of a lab oscilloscope when analyzing signal parameters.

## Safe measurements on power electronics

Analyzing modern electric drive systems requires measuring motor voltages and currents while analyzing digital control signals. Safety is a key consideration for such measurements.

The R&S®ScopeRider offers up to four isolated input channels with CAT IV 600 V rating that allow measurements on high-voltage electronics without compromising safety. Digital control signals can be analyzed with the 8-bit logic interface that is isolated from the analog input channels. The protocol trigger and decode capability of the R&S®ScopeRider is unprecedented in handheld oscilloscopes and provides direct display of decoded messages.

## High-speed acquisition system with deep history: never miss rare faults again

Capturing and analyzing rare anomalies in electric signals is a typical use case when debugging electronic systems. With an acquisition rate of up to 50 000 waveforms per second – more than 1 000 times faster than conventional handheld oscilloscopes – the R&S®ScopeRider sees signals other scopes miss. Rare faults in signals can be reliably captured and analyzed.

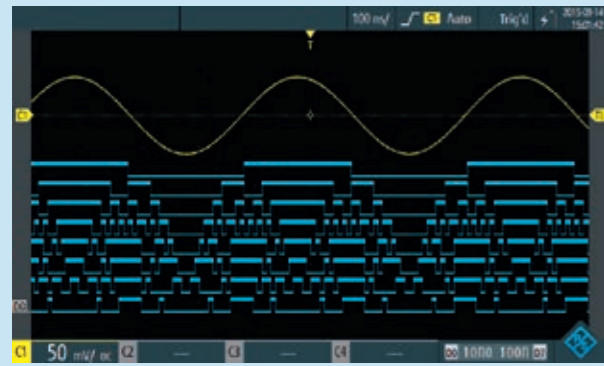
In history mode, the instrument automatically stores up to 5 000 waveforms in a separate history buffer. At any point in time, acquisition can be stopped and any waveform in the history buffer can be analyzed using the full oscilloscope functionality. One-time anomalies that would have been missed by a conventional handheld oscilloscope can now be analyzed in detail.



The high-speed acquisition system of the R&S®ScopeRider captures up to 50 000 waveforms/s and uncovers rare and unexpected signal anomalies.

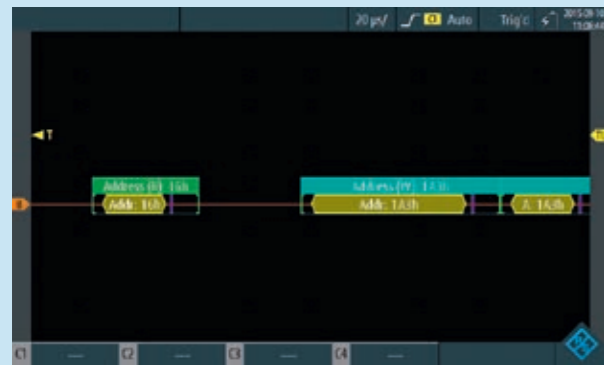
# Debugging power in your hand: five instruments in one portable design

Oscilloscope, logic and protocol analyzer, data logger and digital multimeter: With the power of five instruments and dedicated operation modes for XY operation, roll mode and mask testing, the R&S®Scope Rider provides the capabilities and the flexibility needed for debugging all kinds of electronic systems.



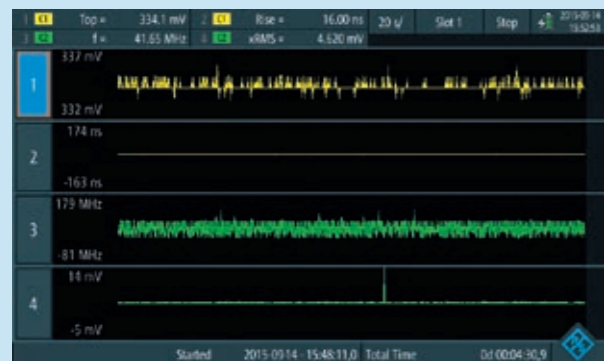
## Logic analyzer

Motor drive measurements often require up to four analog measurement channels with no channel free for monitoring digital control interfaces. The digital logic probe (MSO) of the R&S®Scope Rider features eight additional digital inputs for analyzing control signals, time-correlated to the analog channel signals. With 250 MHz bandwidth, 1.25 Gsample/s sampling rate and configurable thresholds, it adapts to almost any digital interface.



## Protocol analyzer

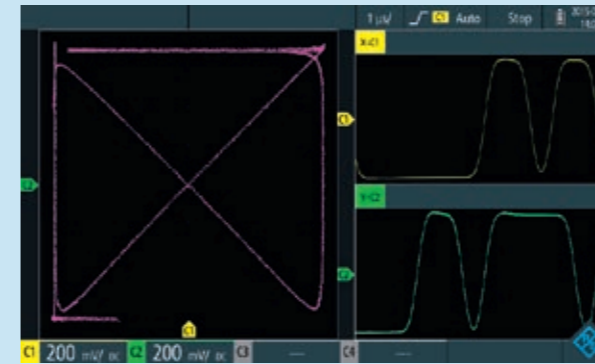
Protocols such as I<sup>2</sup>C or SPI are frequently used for transferring control messages between integrated circuits. The R&S®Scope Rider is the first isolated handheld digital oscilloscope with trigger and decode capability for in-depth troubleshooting. Triggering on protocol events or data enables selective acquisition of relevant events, data and signals.



## Data logger

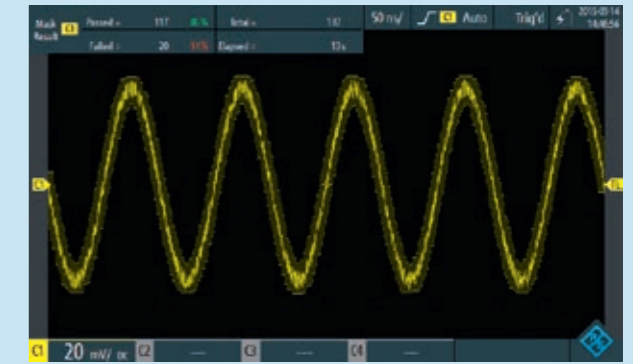
Sporadic sensor signal faults or rare glitches in a power supply can cause complex system failures without any obvious indication of the root cause. The long-term data logger of the R&S®Scope Rider makes it possible to monitor up to four key measurements at a speed of 1, 2 or 5 measurements per second to uncover such rare failures. The large memory of 2 Msample per channel allows more than 23 days of log duration. The statistics display provides information about minimum and maximum values with exact time.

In the lab In the lab



## XY operation mode

Relative phases between two signals can be easily measured with the dedicated XY mode that also shows the individual time signals.



## Mask test mode

The mask test mode shows pass and fail statistics and makes it easy to set up masks based on test signals.



## Digital multimeter

The two-channel variant R&S®RTH1002 features a dedicated, isolated digital multimeter with 10000 count resolution. Measurement functions include V DC, V AC, V AC + V DC, resistance, continuity and capacitance as well as current or temperature if suitable shunts are used.

The four-channel variant R&S®RTH1004 features a digital voltmeter on each input channel. Statistics information shows minimum, average and maximum values with corresponding time stamps.

Select the instrument you need at the push of a button.

# Simply better – in the lab and in the field

# Capacitive touch and keypad operation: intuitive to use

- Full instrument control via touch panel or keypad
- Excellent readability and crystal clear signals: 7", 800 x 480 pixel capacitive touch display
- Multifunction wheel for easy parameter adjustment
- Large keys for use with safety gloves

## Wireless LAN or Ethernet: easy remote control within a web browser

An integrated wireless LAN module or the Ethernet port allow the R&S®ScopeRider to be remotely controlled directly from the web browser. The touch interface of the R&S®ScopeRider is accessible in the web browser. All settings can be adjusted on the PC. Image compression ensures that the screen image is rapidly updated.

## User interface designed to customer needs

Making use of the latest display technology, the R&S®ScopeRider provides a crystal clear signal display with a high-resolution capacitive touch color display. Oscilloscope settings can easily be adjusted on the screen while dedicated keys provide quick access to important oscilloscope functions. A central multifunction wheel allows quick adjustment of settings such as the trigger level or the vertical position of each channel. Fully controllable via the keypad, the oscilloscope can also be used with gloves if safety or weather require them. Easy-to-understand diagrams explain important settings such as the trigger mode, the automatic measurement functions or the channel settings.

## Easy documentation of measurement results

Simplify your measurement documentation with documentation project directories on the microSD card or USB flash drive. Screenshots, measurement results and settings files are saved with a single button press in the selected project directory. Data can be easily accessed and downloaded using the web browser interface.


## Up to 32 Gbyte of data storage capability

The R&S®ScopeRider supports microSD cards with up to 32 Gbyte storage capability, making it possible to save virtually an unlimited amount of data, screenshots or settings files on the instrument.



In the field In the field

# Wireless LAN or Ethernet: easy remote control for safety critical measurements



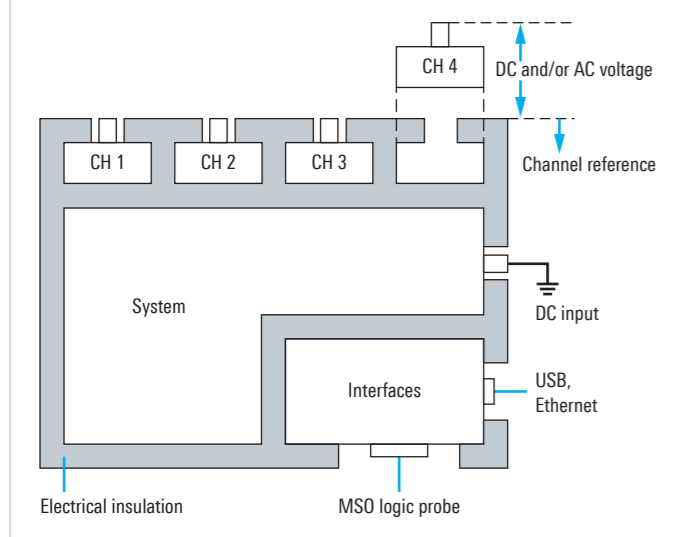
An integrated wireless LAN module and web server allows easy remote control of the R&S®ScopeRider. The waveform display and user interface of the R&S®ScopeRider are directly available in the web browser; all settings can be changed on the screen.

With no software installation required, the R&S®ScopeRider can be controlled from almost every portable device such as a laptop, a tablet or even a mobile phone.

# Built for your work environment: outstanding protection and ruggedness

- Isolation of all analog input channels
- Rated for measurements in CAT III 1000 V / CAT IV 600 V environments
- IP51 housing for harsh environments
- Nonslip and impact resistant rubberized surface

## Double insulation for maximum safety



## Maximum safety in all environments

Troubleshooting in industrial environments presents many challenges. Debugging electronic systems at a modern production site can require analyzing low-voltage digital signals, as well as verifying the power quality of a 380 V supply, or testing the power efficiency of electrical drives. The R&S®ScopeRider CAT IV 600 V rating provides this level of flexibility in a single device.

## Highest sensitivity and safe high-voltage measurements at the same time

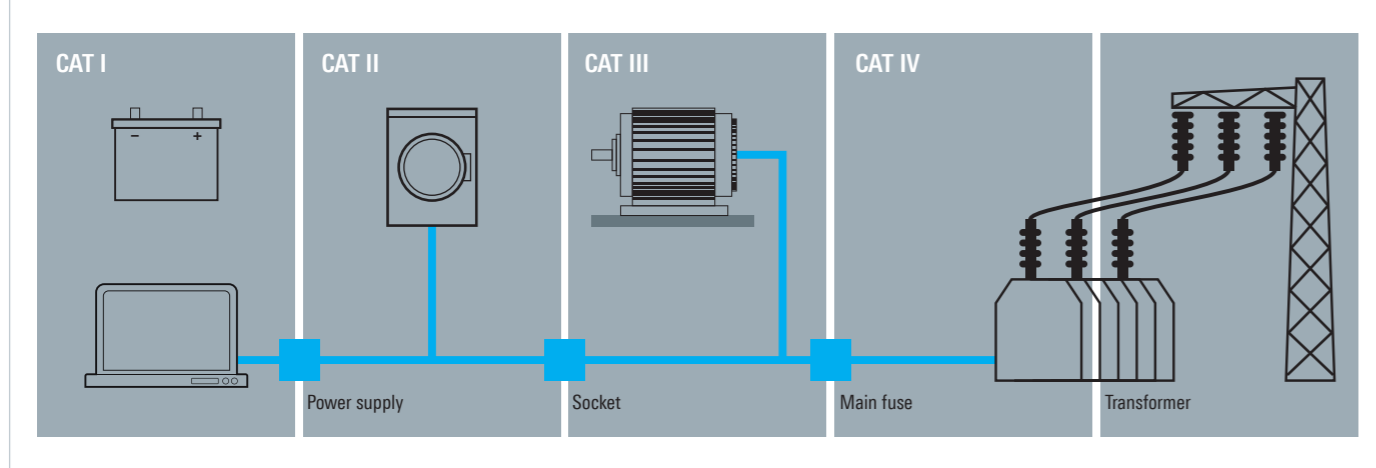
Double isolation of all input channels, the multimeter channel\* and the digital interfaces, including the logic channel (MSO), make it possible to measure in mixed circuits with different ground levels. This reduces the risk of accidental short circuits and enables safe measurements in high-voltage electric installations. Sensitive analog or digital control circuits can be measured without compromising safety.

## IP51 housing – tested in line with military environmental standards

Thanks to the passive cooling concept, the handheld oscilloscope feature a sealed IP51, dust and drip-proof housing. Tested in line with military environmental standards, the R&S®ScopeRider provides the ruggedness that is needed for harsh environments. A rubberized surface with large keys makes it easy to use in difficult environments.

\* Separate multimeter channel only in two-channel models.

## Overview of measurement categories CAT I to CAT IV



In the field

# Wide range of probes and accessories

The R&S®ScopeRider comes with all essential accessories as standard:

- 500 MHz, 10:1, 600 V CAT IV voltage probe for each input channel
- Power supply with plugs for EU, GB and US
- Battery pack
- Soft handle

In addition, a wide range of accessories is available:

- 500 MHz, 100:1, voltage probes
- Replacement accessory set for voltage probes
- Extended accessory set for voltage probes
- Current probes
- 12 V / 24 V car adapter
- Soft carrying bag
- Hard shell protective carrying bag
- Battery charger

R&S®ScopeRider accessories.



# Specifications in brief

Specifications in brief		
<b>Vertical system</b>		
Input channels	2-channel models	2 oscilloscope channels, 1 digital multimeter
	4-channel models	4 oscilloscope channels
Maximum input voltage	BNC inputs	CAT IV 300 V (RMS), 424 V (Vp)
	with probe R&S®RT-ZI10 or R&S®RT-ZI11	CAT IV 600 V, CAT III 1000 V
Input sensitivity		2 mV/div to 100 V/div
Vertical resolution of overall system		9 bit
Offset range	Input sensitivity > 750 mV/div	+/-300 V
	Input sensitivity ≤ 500 mV/div	+/-7 V
<b>Acquisition and Horizontal System</b>		
Maximum realtime sampling rate	1 / 2 / 4 channels active	5 / 2.5 / 1.25 Gsample/s
Acquisition memory	1 / 2 / 4 channels active	500 / 250 / 125 ksample / channel
Realtime waveform acquisition rate	max.	50 000 waveforms/s
Timebase range		1 ns/div to 500 s/div
<b>Logic Analyzer (MSO) functionality</b> (optional: R&S®RTH-B1)		
Input channels / memory depth		8 logic channels / 125 kSample
Bandwidth / sampling rate		250 MHz / 1.25 GSample/s
<b>Digital Trigger System</b>		
Trigger modes		auto, normal, single
Trigger types	Advanced trigger types optional (R&S®RTH-K19)	14 trigger types
<b>Automatic oscilloscope measurements</b>		
Automatic measurements		33 measurement functions
<b>Mask testing</b>		
Mask definition		Tolerance tube
Actions on violation		none, beep, stop
<b>History and segmented memory</b> (optional: R&S®RTH-K15)		
Number of segments		Up to 5 000
<b>Protocol Trigger &amp; Decode</b>		
Supported Protocols	(Optional: R&S®RTH-K1, R&S®RTH-K2)	I <sup>2</sup> C, SPI, UART/RS-232/RS-422/RS-485
<b>Data logger</b>		
Number of simult. logging channels		4
Measurement speed		1/2/5 measurements/s
Memory depth		2 Msample per logging channel
<b>Digital voltmeter / Digital Multimeter</b>		
Resolution	2-channel version (Digital Multimeter)	10 000 counts
	4-channel version (Digital voltmeter)	999 counts
Voltage and current	Current with optional current probe or shunt	DC, AC, AC+DC
Temperature		With PT100 temperature sensor
Resistance, continuity, diode test, capacity, frequency		Only 2-channel version
<b>General data</b>		
Dimensions	W x H x D	201 mm x 293 mm x 74 mm (7.91 in x 11.54 in x 2.91 in)
Weight	with battery	2.4 kg (5.3 lb) (nom.)
IP rating		IP51, in line with IEC 60529
Screen		7.0" LC TFT 800 x 480 color display
Interfaces		USB host, USB device, LAN, Wireless LAN (optional)

# Ordering information

Designation	Type	Order No.
<b>Choose your R&amp;S®Scope Rider Base Models</b>		
Handheld Oscilloscope, 60 MHz, 2 channels, CAT IV, DMM	R&S®RTH1002	1317.5000k02
Handheld Oscilloscope, 60 MHz, 4 channels, CAT IV	R&S®RTH1004	1317.5000k04
<b>Choose your bandwidth upgrade</b>		
Upgrade of R&S®RTH1002 oscilloscopes to 100 MHz bandwidth	R&S®RTH-B221	1325.9717.02
Upgrade of R&S®RTH1002 oscilloscopes to 200 MHz bandwidth	R&S®RTH-B222	1325.9723.02
Upgrade of R&S®RTH1002 oscilloscopes to 350 MHz bandwidth	R&S®RTH-B223	1325.9730.02
Upgrade of R&S®RTH1002 oscilloscopes to 500 MHz bandwidth	R&S®RTH-B224	1326.0571.02
Upgrade of R&S®RTH1004 oscilloscopes to 100 MHz bandwidth	R&S®RTH-B241	1326.0588.02
Upgrade of R&S®RTH1004 oscilloscopes to 200 MHz bandwidth	R&S®RTH-B242	1326.0594.02
Upgrade of R&S®RTH1004 oscilloscopes to 350 MHz bandwidth	R&S®RTH-B243	1326.0607.02
Upgrade of R&S®RTH1004 oscilloscopes to 500 MHz bandwidth	R&S®RTH-B244	1326.0613.02
<b>Choose your options</b>		
Mixed Signal Upgrade for non-MSO models, 250 MHz	R&S®RTH-B1	1325.9981.02
I <sup>2</sup> C/SPI Serial Triggering and Decoding	R&S®RTH-K1	1325.9969.02
UART/RS-232/RS-422/RS-485 Serial Triggering and Decoding	R&S®RTH-K2	1325.9975.02
History and Segmented Memory	R&S®RTH-K15	1326.1803.02
Advanced Triggering	R&S®RTH-K19	1326.0642.02
Wireless LAN, all countries except US and Canada	R&S®RTH-K200	1326.0620.02
Wireless LAN, for US and Canada, only	R&S®RTH-K200US	1332.9890.02
Web Interface Remote Control	R&S®RTH-K201	1326.0636.02
<b>Choose your probes</b>		
Passive Probe, 500 MHz, isolated, 10:1, 10 MΩ, 12 pF, 600 V CAT IV, 1000 V CAT III	R&S®RZ-ZI10	1326.1761.02
Passive Probe, 500 MHz, isolated, 100:1, 100 MΩ, 4.6 pF, 600 V CAT IV, 1000 V CAT III, (3540 V CAT I)	R&S®RZ-ZI11	1326.1810.02
AC/DC Current Probe, battery-operated, 30 A, 100 kHz	R&S®HZO50	3594.6476.02
AC/DC Current Probe, battery-operated, 1000 A, 20 kHz	R&S®HZO51	3594.6482.02
Accessory Replacement Set for R&S®RT-ZI10/R&S®RZ-ZI11	R&S®RT-ZA20	1326.1978.02
Accessory Extension Set for R&S®RT-ZI10/R&S®RT-ZI11	R&S®RT-ZA21	1326.1984.02
Safety Test Leads, red and black, silicone, 600 V CAT IV	R&S®RT-ZA22	1326.0988.02
PT 100 Temperature Probe	R&S®HZ812	3594.4321.02
<b>Choose your accessories</b>		
Soft Carrying Bag	R&S®HA-Z220	1309.6175.00
Ethernet Cable, length: 2 m, crossover	R&S®HA-Z210	1309.6152.00
USB Cable, length: 1.8 m, standard/mini USB connector	R&S®HA-Z211	1309.6169.00
Hard Shell Protective Carrying Case	R&S®RTH-Z4	1326.2774.02
Car Adapter	R&S®HA-Z302	1321.1340.02
Battery Charger for Li-Ion Battery	R&S®HA-Z303	1321.1328.02
Replacement Battery	R&S®HA-Z306	1321.1334.02
Spare Power Supply for R&S®RTH incl. power plugs for EU, GB, US	R&S®RT-ZA14	1326.2874.02

# Preconfigured 2-Channel R&S® Scope Rider Packages



# From 50 MHz to 4 GHz Powerful portfolio

**R&S®RTO: Analyze faster. See more.**  
Highest dynamic range of up to 4 GHz at 1 million waveforms per second.

**R&S®RTE: Easy. Powerful.**  
More confidence in your measurements, more tools and fast results.

**R&S®RTM: Switch on. Measure. Done.**  
Start measuring while others are still booting up.

**R&S®HMO3000: Your everyday oscilloscope.**  
Take advantage of segmented memory.

**R&S®HMO Compact: Accurate. Compact.**  
Powerful. Space-saving.

**R&S®HMO1002: Impressive.**  
Generator and voltmeter included.

**R&S®ScopeRider: 2 minutes to be sure.**  
Lab performance in a rugged and portable design.



Package Name	Preconfigured 2-channel Scope Rider Package	Order No.	Package consists of	
			Type	Order No.
<b>2-Channel R&amp;S® Scope Rider Base Models</b>				
RTH1002	60 MHz, 2 channels, CAT IV, DMM	1317.5000P02	RTH1002	60 MHz, 2 channels base model 1317.5000k02
RTH1012	100 MHz, 2 channels, CAT IV, DMM	1317.5000P12	RTH1002	60 MHz, 2 channels base model 1317.5000k02
			RTH-B221	100 MHz bandwidth upgrade for RTH1002 1325.9717.02
RTH1022	200 MHz, 2 channels, CAT IV, DMM	1317.5000P22	RTH1002	60 MHz, 2 channels base model 1317.5000k02
			RTH-B222	200 MHz bandwidth upgrade for RTH1002 1325.9723.02
RTH1032	350 MHz, 2 channels, CAT IV, DMM	1317.5000P32	RTH1002	60 MHz, 2 channels base model 1317.5000k02
			RTH-B223	350 MHz bandwidth upgrade for RTH1002 1325.9730.02
RTH1052	500 MHz, 2 channels, CAT IV, DMM	1317.5000P52	RTH1002	60 MHz, 2 channels base model 1317.5000k02
			RTH-B224	500 MHz bandwidth upgrade for RTH1002 1326.0571.02
<b>2-Channel R&amp;S® Scope Rider Mixed Signal Models</b>				
RTH1002MSO	60 MHz, 2 channels, CAT IV, DMM, MSO	1317.5000P03	RTH1002	60 MHz, 2 channels base model 1317.5000k02
			RTH-B1	Mixed Signal (Logic analyzer) option 1325.9981.02
RTH1012MSO	100 MHz, 2 channels, CAT IV, DMM, MSO	1317.5000P13	RTH1002	60 MHz, 2 channels base model 1317.5000k02
			RTH-B221	100 MHz bandwidth upgrade for RTH1002 1325.9717.02
			RTH-B1	Mixed Signal (Logic analyzer) option 1325.9981.02
RTH1022MSO	200 MHz, 2 channels, CAT IV, DMM, MSO	1317.5000P23	RTH1002	60 MHz, 2 channels base model 1317.5000k02
			RTH-B222	200 MHz bandwidth upgrade for RTH1002 1325.9723.02
			RTH-B1	Mixed Signal (Logic analyzer) option 1325.9981.02
RTH1032MSO	350 MHz, 2 channels, CAT IV, DMM, MSO	1317.5000P33	RTH1002	60 MHz, 2 channels base model 1317.5000k02
			RTH-B223	350 MHz bandwidth upgrade for RTH1002 1325.9730.02
			RTH-B1	Mixed Signal (Logic analyzer) option 1325.9981.02
RTH1052MSO	500 MHz, 2 channels, CAT IV, DMM, MSO	1317.5000P53	RTH1002	60 MHz, 2 channels base model 1317.5000k02
			RTH-B224	500 MHz bandwidth upgrade for RTH1002 1326.0571.02
			RTH-B1	Mixed Signal (Logic analyzer) option 1325.9981.02

Series	R&S®RTO1000	R&S®RTE1000	R&S®RTM2000	R&S®HMO3000	R&S®HMO Compact	R&S®HMO1002	R&S®Scope Rider
<b>Bandwidth</b>	<ul style="list-style-type: none"> <li>4 GHz</li> <li>2 GHz</li> <li>1 GHz</li> <li>600 MHz</li> </ul>	<ul style="list-style-type: none"> <li>2 GHz</li> <li>1.5 GHz</li> <li>1 GHz</li> <li>500 MHz</li> <li>350 MHz</li> <li>200 MHz</li> </ul>	<ul style="list-style-type: none"> <li>1 GHz</li> <li>500 MHz</li> <li>350 MHz</li> <li>200 MHz</li> </ul>	<ul style="list-style-type: none"> <li>500 MHz</li> <li>400 MHz</li> <li>300 MHz</li> </ul>	<ul style="list-style-type: none"> <li>200 MHz</li> <li>150 MHz</li> <li>100 MHz</li> <li>70 MHz</li> </ul>	<ul style="list-style-type: none"> <li>100 MHz</li> <li>70 MHz</li> <li>50 MHz</li> </ul>	<ul style="list-style-type: none"> <li>500 MHz</li> <li>350 MHz</li> <li>200 MHz</li> <li>100 MHz</li> <li>60 MHz</li> </ul>
<b>Max. sampling rate</b>	20 Gsample/s	5 Gsample/s	5 Gsample/s	4 Gsample/s	2 Gsample/s	1 Gsample/s	5 Gsample/s
<b>Max. memory</b>	800 Msample	200 Msample	<ul style="list-style-type: none"> <li>20 Msample</li> <li>460 Msample (optional)</li> </ul>	8 Msample	2 Msample	1 Msample	500 ksamples
<b>Segmented memory</b>	standard	standard	option	option	-	-	option
<b>Display</b>	<ul style="list-style-type: none"> <li>10.4"</li> <li>1024 x 768 pixel</li> <li>touchscreen</li> </ul>	<ul style="list-style-type: none"> <li>10.4"</li> <li>1024 x 768 pixel</li> <li>touchscreen</li> </ul>	<ul style="list-style-type: none"> <li>8.4"</li> <li>1024 x 768 pixel</li> </ul>	<ul style="list-style-type: none"> <li>6.5"</li> <li>640 x 480 pixel</li> </ul>	<ul style="list-style-type: none"> <li>6.5"</li> <li>640 x 480 pixel</li> </ul>	<ul style="list-style-type: none"> <li>6.5"</li> <li>640 x 480 pixel</li> </ul>	<ul style="list-style-type: none"> <li>7"</li> <li>800 x 480 pixel</li> <li>touchscreen</li> </ul>
<b>Mixed signal option</b>	<ul style="list-style-type: none"> <li>400 MHz bandwidth</li> <li>16 channels</li> <li>5 Gsample/s</li> <li>200 Msample</li> </ul>	<ul style="list-style-type: none"> <li>400 MHz bandwidth</li> <li>16 channels</li> <li>5 Gsample/s</li> <li>100 Msample</li> </ul>	<ul style="list-style-type: none"> <li>400 MHz bandwidth</li> <li>16 channels</li> <li>2.5 Gsample/s</li> <li>20 Msample</li> </ul>	<ul style="list-style-type: none"> <li>350 MHz bandwidth</li> <li>16 channels</li> <li>1 Gsample/s</li> <li>2 Msample</li> </ul>	<ul style="list-style-type: none"> <li>350 MHz bandwidth</li> <li>8 channels</li> <li>1 Gsample/s</li> <li>1 Msample</li> </ul>	<ul style="list-style-type: none"> <li>350 MHz bandwidth</li> <li>8 channels</li> <li>500 Msamples</li> <li>500 ksamples</li> </ul>	<ul style="list-style-type: none"> <li>250 MHz bandwidth</li> <li>8 channels</li> <li>1.25 Gsample/s</li> <li>125 ksamples</li> </ul>
<b>Analysis function</b>							
Standard	spectrum analysis/FFT		FFT				
	mask test						
	history						
Options	serial triggering and decoding						
	power analysis						
	HD		history				
	I/Q		spectrum analysis				
	jitter						
	compliance						



# Preconfigured 4-Channel R&S® Scope Rider Packages



## Service that adds value

- Worldwide
- Local and personalized
- Customized and flexible
- Uncompromising quality
- Long-term dependability

## About Rohde & Schwarz

The Rohde & Schwarz electronics group offers innovative solutions in the following business fields: test and measurement, broadcast and media, secure communications, cybersecurity, radiomonitoring and radiolocation. Founded more than 80 years ago, this independent company has an extensive sales and service network and is present in more than 70 countries. The electronics group is among the world market leaders in its established business fields. The company is headquartered in Munich, Germany. It also has regional headquarters in Singapore and Columbia, Maryland, USA, to manage its operations in these regions.

## Sustainable product design

- Environmental compatibility and eco-footprint
- Energy efficiency and low emissions
- Longevity and optimized total cost of ownership

Certified Quality Management  
**ISO 9001**

Certified Environmental Management  
**ISO 14001**

Package Name	Preconfigured 2-channel Scope Rider Package	Order No.	Package consists of		
			Type		Order No.
<b>4-Channel R&amp;S® Scope Rider Base Models</b>					
RTH1004	60 MHz, 4 channels, CAT IV	1317.5000P04	RTH1004	60 MHz, 4 channels base model	1317.5000k04
RTH1014	100 MHz, 4 channels, CAT IV	1317.5000P14	RTH1004	60 MHz, 4 channels base model	1317.5000k04
			RTH-B241	100 MHz bandwidth upgrade for RTH1002	1326.0588.02
RTH1024	200 MHz, 4 channels, CAT IV	1317.5000P24	RTH1004	60 MHz, 4 channels base model	1317.5000k04
			RTH-B242	200 MHz bandwidth upgrade for RTH1002	1326.0594.02
RTH1034	350 MHz, 4 channels, CAT IV	1317.5000P34	RTH1004	60 MHz, 4 channels base model	1317.5000k04
			RTH-B243	350 MHz bandwidth upgrade for RTH1002	1326.0607.02
RTH1054	500 MHz, 4 channels, CAT IV	1317.5000P54	RTH1004	60 MHz, 4 channels base model	1317.5000k04
			RTH-B244	500 MHz bandwidth upgrade for RTH1002	1326.0613.02
<b>4-Channel R&amp;S® Scope Rider Mixed Signal Models</b>					
RTH1004MSO	60 MHz, 4 channels, CAT IV, MSO	1317.5000P05	RTH1004	60 MHz, 4 channels base model	1317.5000k04
			RTH-B1	Mixed Signal (Logic analyzer) option	1325.9981.02
RTH1014MSO	100 MHz, 4 channels, CAT IV, MSO	1317.5000P15	RTH1004	60 MHz, 4 channels base model	1317.5000k04
			RTH-B241	100 MHz bandwidth upgrade for RTH1002	1326.0588.02
			RTH-B1	Mixed Signal (Logic analyzer) option	1325.9981.02
RTH1024MSO	200 MHz, 4 channels, CAT IV, MSO	1317.5000P25	RTH1004	60 MHz, 4 channels base model	1317.5000k04
			RTH-B242	200 MHz bandwidth upgrade for RTH1002	1326.0594.02
			RTH-B1	Mixed Signal (Logic analyzer) option	1325.9981.02
RTH1034MSO	350 MHz, 4 channels, CAT IV, MSO	1317.5000P35	RTH1004	60 MHz, 4 channels base model	1317.5000k04
			RTH-B243	350 MHz bandwidth upgrade for RTH1002	1326.0607.02
			RTH-B1	Mixed Signal (Logic analyzer) option	1325.9981.02
RTH1054MSO	500 MHz, 4 channels, CAT IV, MSO	1317.5000P55	RTH1004	60 MHz, 4 channels base model	1317.5000k04
			RTH-B244	500 MHz bandwidth upgrade for RTH1002	1326.0613.02
			RTH-B1	Mixed Signal (Logic analyzer) option	1325.9981.02

## Rohde & Schwarz GmbH & Co. KG

www.rohde-schwarz.com

## Rohde & Schwarz Training

www.training.rohde-schwarz.com

## Regional contact

- Europe, Africa, Middle East | +49 89 4129 12345  
customersupport@rohde-schwarz.com
- North America | 1 888 TEST RSA (1 888 837 87 72)  
customer.support@rsa.rohde-schwarz.com
- Latin America | +1 410 910 79 88  
customersupport.la@rohde-schwarz.com
- Asia Pacific | +65 65 13 04 88  
customersupport.asia@rohde-schwarz.com
- China | +86 800 810 82 28 | +86 400 650 58 96  
customersupport.china@rohde-schwarz.com

R&S® is a registered trademark of Rohde & Schwarz GmbH & Co. KG  
Trade names are trademarks of the owners  
PD 3607.0517.62 | Version 03.00 | November (he)  
R&S® Scope Rider Handheld digital oscilloscope  
Data without tolerance limits is not binding | Subject to change  
© 2015 Rohde & Schwarz GmbH & Co. KG | 81671 Munich, Germany



3607051762