

Features

- M3 Guide Pin

RS PRO Heavy Duty Connector Accessories

RS Stock No.:

0180113

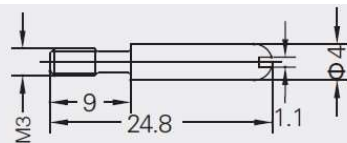


RS PRO is the own brand of RS. The RS PRO Seal of Approval is your assurance of professional quality, a guarantee that every part is rigorously tested, inspected, and audited against demanding standards. Making RS PRO the Smart Choice for our customers.


Product Description

The RS Pro Heavy-Duty Connector series is a full range of heavy-duty inserts, housings, crimps and accessories. These connectors have been created for applications that are subjected to harsh environments or where they may be exposed to high vibration. This makes them ideal for food & beverage manufacturing. This Guide Pin is for use with the RS Pro Heavy-Duty Connector series and is compatible with the RS Pro Inserts.

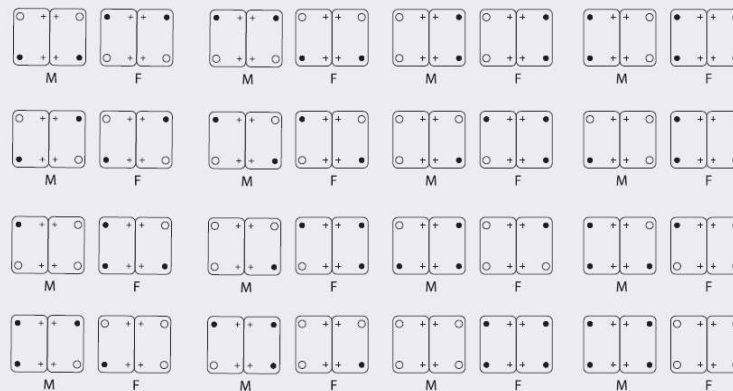
Guide pin



for hoods housings with one insert one frame



for hoods housings with two inserts two frames



Guide pin



Bush



Normal mounting screw

M—Male insert

F—Female insert