



AMP-IN

TE Internal #: 2-173985-2  
Board-In PCB Mount One-Piece IDC Connector, Vertical, Wire-to-Board, 2 Position, 2 mm [.079 in] Centerline, Discrete Wire, Through Hole - Press-Fit

[View on TE.com >](#)

Connectors > PCB Connectors > Board-In Connectors



PCB Connector Type: **PCB Mount One-Piece IDC Connector**  
PCB Mount Orientation: **Vertical**  
Connector System: **Wire-to-Board**  
Number of Positions: **2**  
Centerline (Pitch): **2 mm [ .079 in ]**

Features

Product Type Features

PCB Connector Type	PCB Mount One-Piece IDC Connector
Connector System	Wire-to-Board
Connector & Contact Terminates To	Printed Circuit Board, Wire & Cable

Configuration Features

PCB Mount Orientation	Vertical
Number of Positions	2
Compatible With Wire & Cable Type	Discrete Wire
Number of Rows	1

Electrical Characteristics

Operating Voltage	125 VDC
-------------------	---------

Body Features

Primary Product Color	Light Blue
-----------------------	------------

Contact Features

Contact Base Material	Phosphor Bronze
PCB Contact Termination Area Plating Material	Pre-Tin
Contact Current Rating (Max)	2 A

Termination Features

Termination Post & Tail Length	3.5 mm[.138 in]
--------------------------------	-----------------



Termination Method to PCB	Through Hole - Press-Fit
<b>Mechanical Attachment</b>	
PCB Mount Retention Type	Retention Solder Tails
PCB Mount Alignment	Without
PCB Mount Retention	With
<b>Housing Features</b>	
Centerline (Pitch)	2 mm[.079 in]
Housing Material	PBT GF
<b>Dimensions</b>	
PCB Thickness (Recommended)	.8 mm[.031 – .063 in]
Connector Height	5.1 mm[.201 in]
<b>Usage Conditions</b>	
Operating Temperature Range	-40 – 105 °C[-40 – 221 °F]
<b>Operation/Application</b>	
Circuit Application	Signal
<b>Industry Standards</b>	
UL Flammability Rating	UL 94V-0
<b>Packaging Features</b>	
Packaging Quantity	480
Packaging Method	Box, Tray
<b>Product Compliance</b>	
For compliance documentation, visit the product page on TE.com>	
EU RoHS Directive 2011/65/EU	Compliant
EU ELV Directive 2000/53/EC	Compliant
China RoHS 2 Directive MIIT Order No 32, 2016	No Restricted Materials Above Threshold
EU REACH Regulation (EC) No. 1907/2006	Current ECHA Candidate List: JAN 2025 (247) Candidate List Declared Against: JAN 2025 (247) Does not contain REACH SVHC
Halogen Content	Not Low Halogen - contains Br or Cl > 900 ppm.



Solder Process Capability

Wave solder capable to 260°C

Product Compliance Disclaimer

This information is provided based on reasonable inquiry of our suppliers and represents our current actual knowledge based on the information they provided. This information is subject to change. The part numbers that TE has identified as EU RoHS compliant have a maximum concentration of 0.1% by weight in homogenous materials for lead, hexavalent chromium, mercury, PBB, PBDE, DBP, BBP, DEHP, DIBP, and 0.01% for cadmium, or qualify for an exemption to these limits as defined in the Annexes of Directive 2011/65/EU (RoHS2). Finished electrical and electronic equipment products will be CE marked as required by Directive 2011/65/EU. Components may not be CE marked. Additionally, the part numbers that TE has identified as EU ELV compliant have a maximum concentration of 0.1% by weight in homogenous materials for lead, hexavalent chromium, and mercury, and 0.01% for cadmium, or qualify for an exemption to these limits as defined in the Annexes of Directive 2000/53/EC (ELV). Regarding the REACH Regulation, the information TE provides on SVHC in articles for this part number is based on the latest European Chemicals Agency (ECHA) ‘Guidance on requirements for substances in articles’ posted at this URL: <https://echa.europa.eu/guidance-documents/guidance-on-reach>

Compatible Parts



TE Part # 2-173977-2  
CT CONN MT REC ASSY 2P BLUE

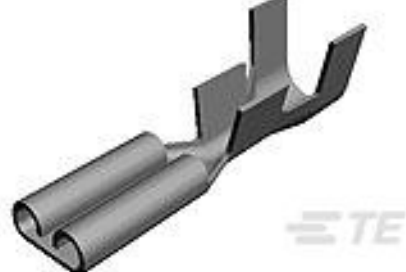


TE Part # 58372-1  
HEAD (IDC) 2MM C.T. W/O TL




TE Part # 58074-1  
MTA 50/100/156 MANUAL TOOL FRAME


Customers Also Bought




TE Part #170213-1  
250 FASTON,REC.,18-14 AWG,BR




TE Part #2-353908-0  
CT REC HSG 20P CRIMP TYPE WHIT




TE Part #1565082-1  
GRACE INERTIA CONNECTOR 3.5 3P




TE Part #953382-2  
COVER FOR 6W HSG MQS GEN2




TE Part #1-353293-4  
MINI CT MT REC ASSY 14P GRAY



TE Part #2-173983-3  
AMP CT MT AMP-IN HDR-H YEL 3P



TE Part #CAT-AM7017-H8172  
AMP COMMON TERMINATION HOUSINGS



TE Part #2-353294-8  
AMP MINI D/R HDR HSG 28P NATU

Documents

- CAD Files
- 3D PDF



English

Customer View Model

[ENG\\_CVM\\_2-173985-2\\_F.3d\\_igs.zip](#)

English

Customer View Model

[ENG\\_CVM\\_2-173985-2\\_F.2d\\_dxf.zip](#)

English

Customer View Model

[ENG\\_CVM\\_2-173985-2\\_F.3d\\_stp.zip](#)

English

By downloading the CAD file I accept and agree to the [Terms and Conditions](#) of use.

Product Specifications

Application Specification

English

Instruction Sheets

MINI PRESS CT CONNECTOR (WAS IS-553J)

Japanese

Instruction Sheet (non U.S.)

Japanese