THIS DRAWING IS UNPUBLISHED. RELEASED FOR PUBLICATION 87631 ,87631
© COPYRIGHT 87631 By – ALL RIGHTS RESERVED.

LOC	DIST
AD	00

REVISIONS

P	LTR	DESCRIPTION	DATE	DWN	APVD
	W4	REVISED PER ECO-13-004115	07MAR13	KH	JO

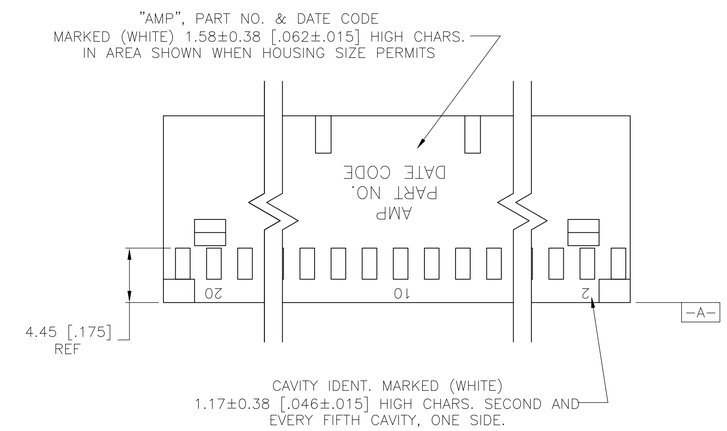

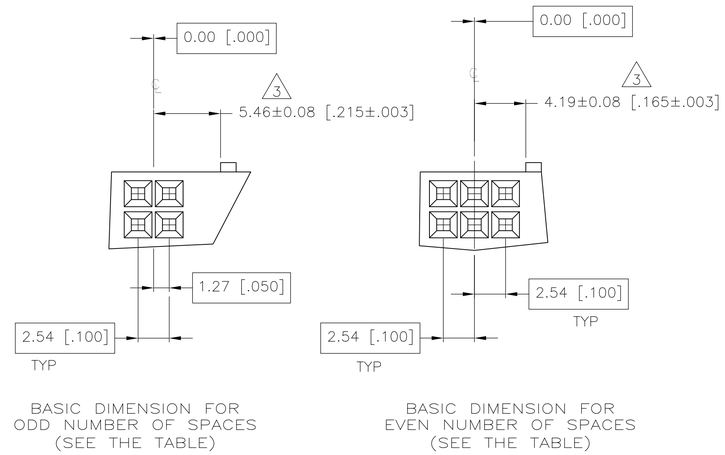

DETAIL Z

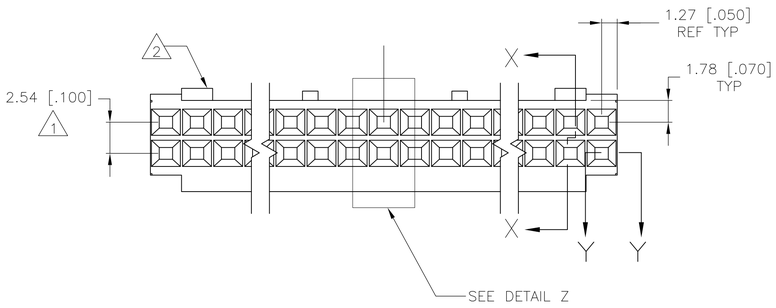

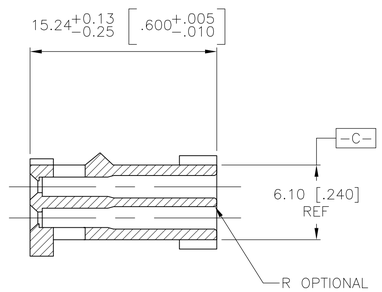

SECTION X–X

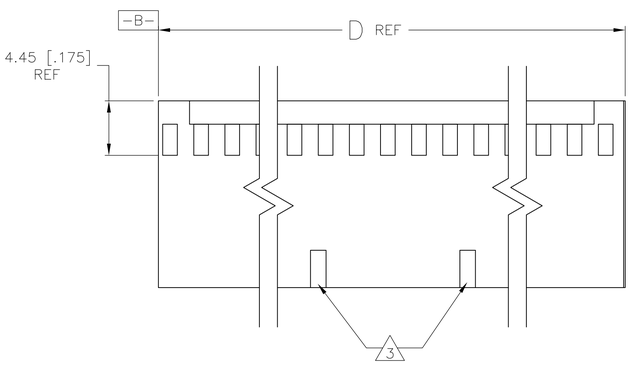

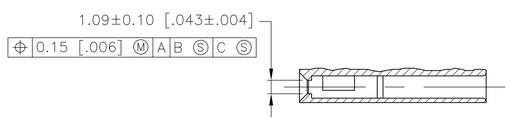

SECTION Y–Y
ROTATED 90° CLOCKWISE

MARKING	NO. OF DETENTS	D	NO. OF SPACES	NO. OF POSN	PART NUMBER
8 OBSOLETE	ALL	2	81.28 [3.200]	31	64	~~6-87631-6~~
	NONE	2	81.28 [3.200]	31	64	6-87631-5
	~~ALL~~	~~2~~	~~73.66 [2.900]~~	~~28~~	~~58~~	~~6-87631-4~~
8 OBSOLETE	NONE	2	73.66 [2.900]	28	58	~~6-87631-3~~
	–	–	–	–	–	6-87631-2
	–	–	–	–	–	6-87631-1
	~~ALL~~	~~2~~	~~60.96 [2.400]~~	~~23~~	~~48~~	~~6-87631-0~~
8 OBSOLETE	NONE	2	60.96 [2.400]	23	48	~~5-87631-9~~
8 OBSOLETE	ALL	2	88.90 [3.500]	35	72	~~5-87631-8~~
	NONE	2	88.90 [3.500]	35	72	5-87631-7
	~~ALL~~	~~2~~	~~88.90 [3.500]~~	~~34~~	~~70~~	~~5-87631-6~~
	NONE	2	88.90 [3.500]	34	70	5-87631-5
	~~ALL~~	~~2~~	~~83.82 [3.300]~~	~~32~~	~~66~~	~~5-87631-4~~
8 OBSOLETE	NONE	2	83.82 [3.300]	32	66	~~5-87631-3~~
	ALL	2	76.20 [3.000]	29	60	5-87631-2
	NONE	2	76.20 [3.000]	29	60	5-87631-1
	–	–	–	–	–	~~5-87631-0~~
	–	–	–	–	–	~~4-87631-9~~
	–	–	–	–	–	~~4-87631-8~~
	–	–	–	–	–	~~4-87631-7~~
8 OBSOLETE	ALL	2	68.58 [2.700]	26	54	~~4-87631-6~~
	NONE	2	68.58 [2.700]	26	54	4-87631-5
	~~ALL~~	~~2~~	~~66.04 [2.600]~~	~~25~~	~~52~~	~~4-87631-4~~
	NONE	2	66.04 [2.600]	25	52	4-87631-3
	ALL	2	63.50 [2.500]	24	50	4-87631-2
	NONE	2	63.50 [2.500]	24	50	4-87631-1
	ALL	2	55.88 [2.200]	21	44	4-87631-0
	NONE	2	55.88 [2.200]	21	44	3-87631-9
8 OBSOLETE	ALL	2	53.34 [2.100]	20	42	~~3-87631-8~~
	NONE	2	53.34 [2.100]	20	42	3-87631-7
	ALL	2	50.80 [2.000]	19	40	3-87631-6
	NONE	2	50.80 [2.000]	19	40	3-87631-5
	~~ALL~~	~~2~~	~~48.26 [1.900]~~	~~18~~	~~38~~	~~3-87631-4~~
	NONE	2	48.26 [1.900]	18	38	3-87631-3
	ALL	2	45.72 [1.800]	17	36	3-87631-2
	NONE	2	45.72 [1.800]	17	36	3-87631-1
	ALL	2	43.18 [1.700]	16	34	3-87631-0
	NONE	2	43.18 [1.700]	16	34	2-87631-9
	ALL	2	40.64 [1.600]	15	32	2-87631-8
	NONE	2	40.64 [1.600]	15	32	2-87631-7
	ALL	2	38.10 [1.500]	14	30	2-87631-6
	NONE	2	38.10 [1.500]	14	30	2-87631-5
	ALL	2	35.56 [1.400]	13	28	2-87631-4
	NONE	2	35.56 [1.400]	13	28	2-87631-3
	ALL	2	33.02 [1.300]	12	26	2-87631-2
	NONE	2	33.02 [1.300]	12	26	2-87631-1
	ALL	2	30.48 [1.200]	11	24	2-87631-0
	NONE	2	30.48 [1.200]	11	24	1-87631-9
	ALL	2	27.94 [1.100]	10	22	1-87631-8
	NONE	2	27.94 [1.100]	10	22	1-87631-7
	ALL	2	25.40 [1.000]	9	20	1-87631-6
	NONE	2	25.40 [1.000]	9	20	1-87631-5
	ALL	1	22.86 [.900]	8	18	1-87631-4
	NONE	1	22.86 [.900]	8	18	1-87631-3
	ALL	1	20.32 [.800]	7	16	1-87631-2
	NONE	1	20.32 [.800]	7	16	1-87631-1
	ALL	1	17.78 [.700]	6	14	1-87631-0
	NONE	1	17.78 [.700]	6	14	87631-9
	ALL	1	15.24 [.600]	5	12	87631-8
	NONE	1	15.24 [.600]	5	12	87631-7
	ALL	1	12.70 [.500]	4	10	87631-6
	NONE	1	12.70 [.500]	4	10	87631-5
	ALL	1	10.16 [.400]	3	8	87631-4
	NONE	1	10.16 [.400]	3	8	87631-3
	ALL	1	7.62 [.300]	2	6	87631-2
	NONE	1	7.62 [.300]	2	6	87631-1

2 SEE TABLE FOR NUMBER OF DETENTS. DETENT ON THIS SIDE FOR HOUSINGS WITH ONE DETENT.

3 STRAIN RELIEF LOCATERS WILL APPEAR ON 20 POSITION AND LARGER HOUSINGS.

4 USE EXTRACTION TOOL 91052-1 TO REMOVE RECEPTACLE CONTACTS.

5 THESE HOUSINGS ARE COMPATIBLE WITH ANY MOD II SHROUDED HEADER.

6 HOUSINGS WILL ACCOMMODATE ALL MOD IV, IV.5 AND MOD V CONTACTS.

7 MATERIAL: FLAME RETARDANT GLASS FILLED NYLON, COLOR: BLACK PER ASTM D4066.

8 OBSOLETE PARTS: OBSOLETE CIS STREAMLINING PER D.RENAUD/D.SINISI

THIS DRAWING IS A CONTROLLED DOCUMENT.

DIMENSIONS: mm [INCHES]

TOLERANCES UNLESS OTHERWISE SPECIFIED:
0 PLC ± –
1 PLC ± –
2 PLC ± 0.13[.005]
3 PLC ± –
4 PLC ± –
ANGLES ± –

MATERIAL 7

FINISH

DWN 09FEB94 E. BRANDBERG
CHK 08NOV94 S. SHUEY
APVD 08NOV94 D. DUPLER
PRODUCT SPEC —
APPLICATION SPEC —
WEIGHT —

TE Connectivity

NAME CONNECTOR, MOD IV, CRIMP SNAP-IN, WITH DETENT

SIZE	CAGE CODE	DRAWING NO	RESTRICTED TO
A1	00779	C-87631	—

CUSTOMER DRAWING SCALE 4:1 SHEET 1 OF 1 REV W4

4805 (3/11)