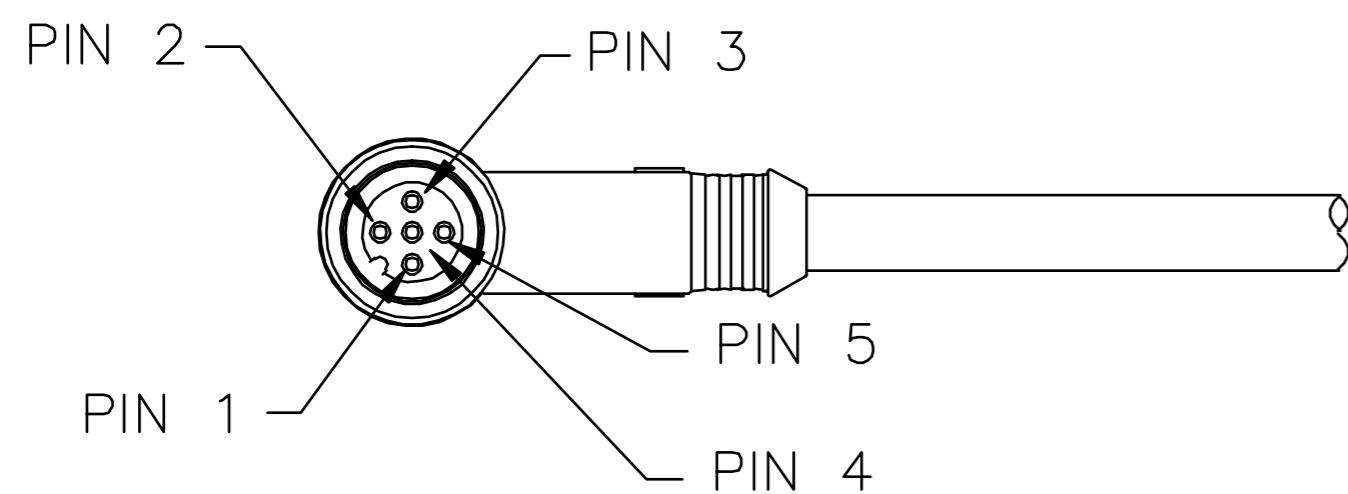
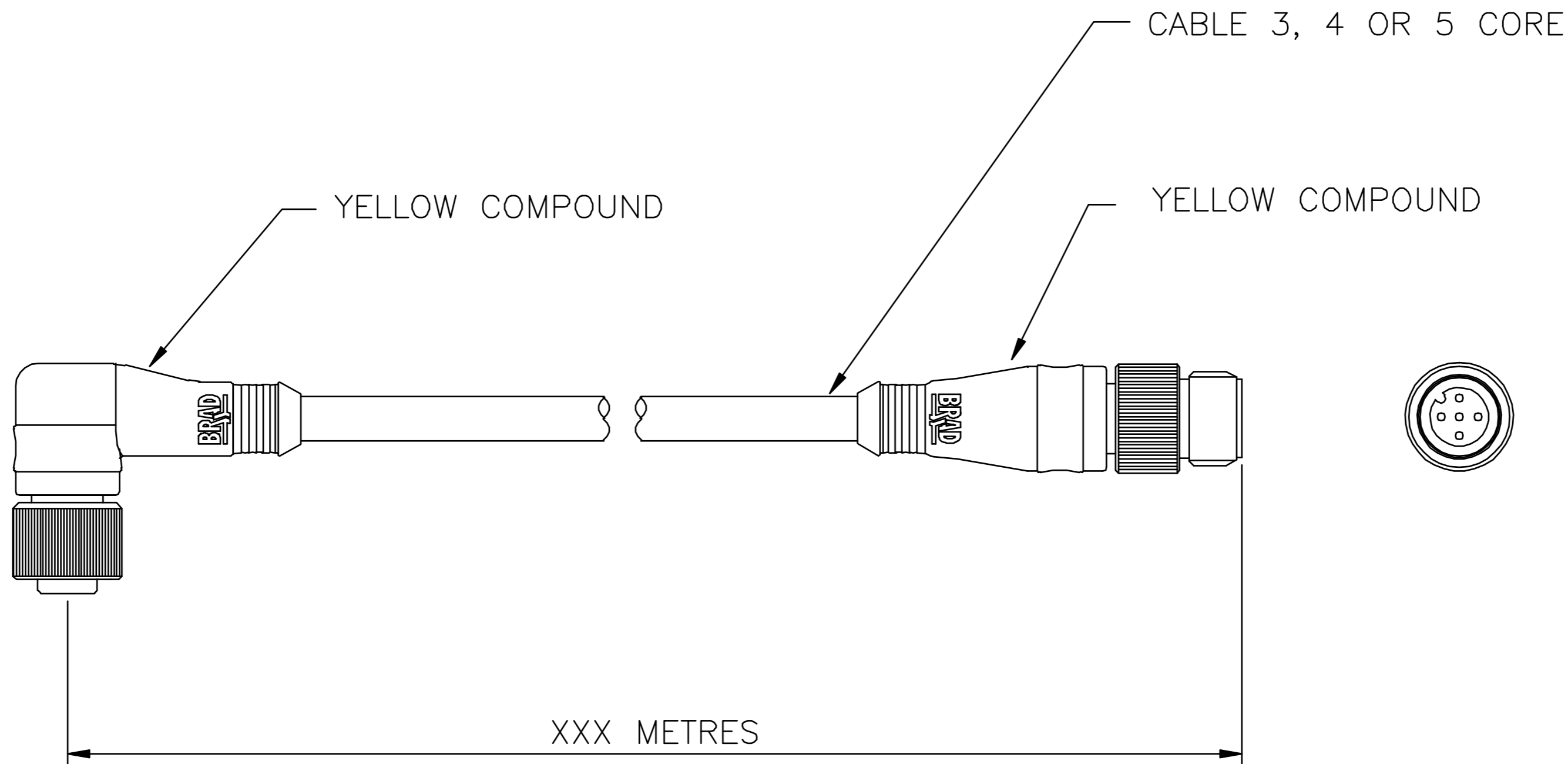


Revision	CN Number	Date	By	App'd

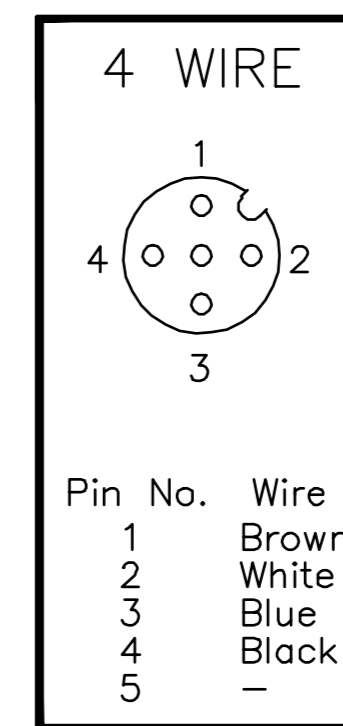
Revision	CN Number	Date	By	App'd

Revision	CN Number	Date	By	App'd
1x	Pre-Production	12.02.02	NW	NW



CABLE LENGTH KEY

XXX	LENGTH
006	0.6 METRES
010	1 METRE
100	10 METRES



MATERIAL:

DRAWN
N. WITTS

All Dimensions Boxed Thus Are Critical.

Modifications must be carried out using CAD System

Do not scale this drawing

Scale

FINISH :

DATE
12.02.02

W Woodhead Connectivity Ltd
FACTORY 9 RASSAU IND. EST. EBBW VALE GWENT NP23 5SD

TITLE:

MMC-4P-4W-FE/MM-90/ST-XM-PUR

NTS

FOR EXPLANATION OF DIMENSIONS.
TOLERANCES. NOTES. ETC. SEE BS308

ALL DIMENSIONS ARE IN mm (U.O.S.)

THIS DRAWING IS THE PROPERTY OF WOODHEAD CONNECTIVITY LTD. THE INFORMATION CONTAINED IS CONFIDENTIAL AND MUST NOT BE DISCLOSED

Tolerances

Linear	Cable Lengths	Angular
0 = ±0.5mm (0.02")	Less than 5m = ±25mm	±1.0°
0.0 = ±0.25mm (0.01")	More than 5m = ±50mm	
0.00 = ±0.1mm (0.005")		

THIS DRAWING MAY ONLY BE ALTERED IF THE PART REMAINS INTERCHANGEABLE. IF NOT, A NEW DRAWING NUMBER MUST BE TAKEN. DRAWING SUBJECT TO CHANGE WITHOUT NOTICE.

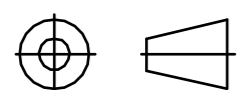
PRODUCT DRAWING NUMBER

Revision

884031XXXMXXX

A

A3



3rd ANGLE PROJECTION