



# POWERSHRED® P-35C

THE WORLD'S **TOUGHEST** SHREDDERS™



# POWERSHRED® P-35C

THE WORLD'S **TOUGHEST** SHREDDERS™

### Declaration of Conformity

#### Fellowes Manufacturing Company

Yorkshire Way, West Moor Park, Doncaster, South Yorkshire, DN3 3FB, England declares that the product Model P-35C conforms with the requirements of the Restriction of Hazardous Substances Directive (2002/95/EC), the Low Voltage Directive (2006/95/EC) and the Electromagnetic Compatibility Directive (2004/108/EC) and the following harmonized European Names (EN/IEC Standards) and IEC Standards.

Safety: EN60950-1:2006+A11:2009+A1:2010  
IEC60950-1:2005 (2nd Edition)+A1:2009

EMC Standard: EN55014-1:2006+A1:2009 EN55014-2:1997+A1:2001+A2:2008 EN61000-3-2:2006+A1:2009+A2:2009 EN61000-3-3:2008

Itasca, Illinois, USA  
December 1, 2010

*James Fellowes*

James Fellowes



### Questions or Concerns?

#### www.fellowes.com

- Troubleshooting
- Registration
- Manuals

#### Customer Service & Support

- Troubleshooting
- Replacement parts
- General questions

Australia	+1-800-33-11-77
Canada	+1-800-665-4339
Europe	00-800-1810-1810
Mexico	+1-800-234-1185
United Kingdom	+44-(0)-1302-836836
United States	+1-800-955-0959

**Fellowes** 1789 Norwood Avenue, Itasca, Illinois 60143-1095 • USA • 630-893-1600

www.fellowes.com

©2011 Fellowes, Inc. Part No. 405953

Please read these instructions before use.  
Do not discard: keep for future reference.

**Fellowes**

Quality Office Products Since 1917



**KEY**

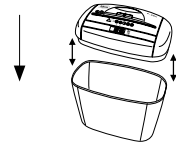
- |                                  |                            |                   |
|----------------------------------|----------------------------|-------------------|
| A. Shredder head                 | F. Disconnect power switch | I. Control Switch |
| B. Sheet capacity icon           | G. Handle                  | R 1. Reverse      |
| C. See safety instructions below | H. Paper/Card entry        | 0 2. Off          |
| D. Bin                           |                            | I 3. Auto-On      |
| E. Safety lock                   |                            |                   |



**SET UP**

Disconnect power switch must be in ON (I) position to operate shredder.

For safety reasons, shredder will operate only if the shredder head is in correct position and used with supplied basket.



**CAPABILITIES**

**Will shred:** Paper, credit cards, staples, and small paperclips

**Will not shred:** Unopened junk mail, continuous forms, adhesive labels, transparencies, newspaper, CD/DVDs, cardboard, large paper clips, laminates, file folders, X-rays or plastic other than noted above

**Paper shred size:**

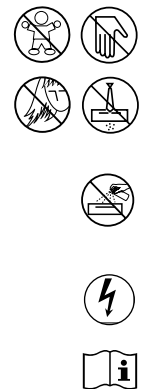
Cross-Cut ..... 4 x 40mm

**Maximum:**

Sheets per pass .....5\*  
Cards per pass .....1\*  
Paper width .....222mm

\*70g A4 paper at 220-240v, 50Hz, 0.8Amps; heavier paper, humidity or other than rated voltage may reduce capacity. Recommended daily usage rates: 10-20 paper passes; 10 cards.

**⚠ WARNING: IMPORTANT SAFETY INSTRUCTIONS — Read Before Using!**



- Keep away from children and pets. Keep hands away from paper entry. Always set to off or unplug when not in use.
- Keep foreign objects – gloves, jewelry, clothing, hair, etc. – away from shredder openings. If object enters top opening, switch to Reverse (R) to back out object.
- Never use aerosol products, petroleum based lubricants or other flammable products on or near shredder. Do not use canned air on shredder.
- Do not use if damaged or defective. Do not disassemble shredder. Do not place near or over heat source or water.
- Operation, maintenance, and service requirements are covered in the instruction manual. Read the entire instruction manual before operating shredders.

- This shredder has a Disconnect Power Switch (F) that must be in the ON (I) position to operate shredder. In case of emergency, move switch to OFF (O) position. This action will stop shredder immediately.
- Avoid touching exposed cutting blades under shredder head.
- Shredder must be plugged into a wall outlet or socket of the voltage and amperage designated on the label. The outlet or socket must be installed near the equipment and easily accessible. Energy converters, transformers, or extension cords should not be used with this product.
- FIRE HAZARD – Do NOT shred greeting cards with sound chips or batteries.
- For indoor use only.

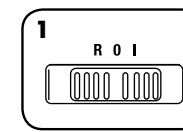
## OPERATION



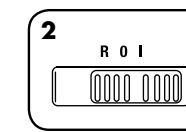
**Continuous operation:**  
3-minute maximum

**NOTE:** Shredder runs briefly after each pass to clear entry. Continuous operation beyond 3 minutes will trigger 30 minutes cool down period.


### PAPER



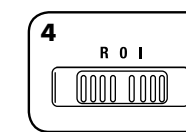
Set to Off (0) and plug in



Set to Auto-On (I)

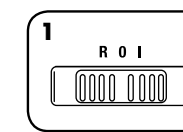


Feed into paper entry and release

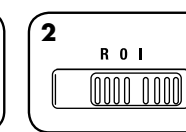


Set to Off (0) and unplug

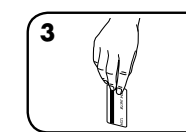
### CARD



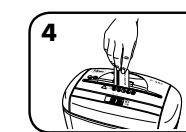
Set to Off (0) and plug in



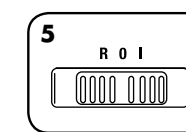
Set to Auto-On (I)



Hold card at edge



Feed card into center of entry and release



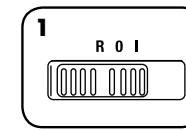
Set to Off (0) and unplug



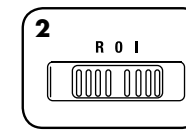
Safety Lock prevents accidental operation. To set, wait for shredding to stop, set control switch to Off (0) position, then slide black button down. To unlock, slide black button up. For greater safety, always unplug shredder after use.

## TROUBLESHOOTING

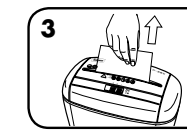
**Paper jam:** Set to Off (0), lift head and empty bin. Replace head on bin and follow any or all of the below procedures.



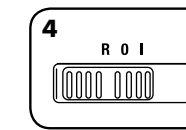
Set to Reverse (R) for 2-3 seconds



Set to Off (0) and unplug



Gently pull uncut paper from paper entry. Plug in.



Set to Reverse (R)

### Shredder doesn't start:

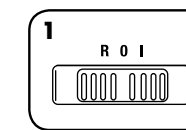
- Make sure switch is in auto position (I).
- Make sure safety lock is in unlock position.
- Make sure head is on basket correctly. Check for jam.
- Remove and empty basket.
- Wait 30 minutes for motor to cool down.

## MAINTENANCE

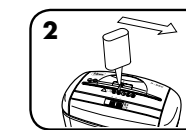
### OILING SHREDDER

All cross-cut shredders require oil for peak performance. If not oiled, a machine may experience diminished sheet capacity, intrusive noise when shredding and could ultimately stop running. To avoid these problems, we recommend you oil your shredder each time you empty your waste bin.

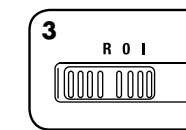
#### FOLLOW OILING PROCEDURE BELOW AND REPEAT TWICE



Set to Off (0)



\*Apply oil across entry



Set to Reverse (R) for 2-3 seconds

**CAUTION** \*Only use a non-aerosol vegetable oil in long nozzle container such as Fellowes 35250



## LIMITED PRODUCT WARRANTY

Limited Warranty: Fellowes, Inc. ("Fellowes") warrants the parts of the machine to be free of defects in material and workmanship and provides service and support for 1 year from the date of purchase by the original consumer. Fellowes warrants the cutting blades of the machine to be free from defects in material and workmanship for 3 years from the date of purchase by the original consumer. If any part is found to be defective during the warranty period, your sole and exclusive remedy will be repair or replacement, at Fellowes' option and expense, of the defective part. This warranty does not apply in cases of abuse, mishandling, failure to comply with product usage standards, shredder operation using an improper power supply (other than listed on the label), or unauthorized repair. Fellowes reserves the right to charge the consumers for any additional costs

incurred by Fellowes to provide parts or services outside of the country where the shredder is initially sold by an authorized reseller. ANY IMPLIED WARRANTY, INCLUDING THAT OF MERCHANTABILITY OR FITNESS FOR A PARTICULAR PURPOSE, IS HEREBY LIMITED IN DURATION TO THE APPROPRIATE WARRANTY PERIOD SET FORTH ABOVE. In no event shall Fellowes be liable for any consequential or incidental damages attributable to this product. This warranty gives you specific legal rights. The duration, terms, and conditions of this warranty are valid worldwide, except where different limitations, restrictions, or conditions may be required by local law. For more details or to obtain service under this warranty, please contact us or your dealer.

# W.E.E.E.

## English

This product is classified as Electrical and Electronic Equipment. Should the time come for you to dispose of this product please ensure that you do so in accordance with the European Waste of Electrical and Electronic Equipment (WEEE) Directive and in compliance with local laws relating to this directive.

For more information on the WEEE Directive please visit [www.fellowesinternational.com/WEEE](http://www.fellowesinternational.com/WEEE)

## French

Ce produit est classé dans la catégorie « Équipement électrique et électronique ». Lorsque vous déciderez de vous en débarrasser, assurez-vous d’être en parfaite conformité avec la directive européenne relative à la gestion des déchets d’équipements électriques et électroniques (DEEE), et avec les lois de votre pays liées à cette directive.

Pour obtenir des plus amples informations sur cette directive, rendez-vous sur [www.fellowesinternational.com/WEEE](http://www.fellowesinternational.com/WEEE)

## Spanish

Se clasifica este producto como Equipamiento Eléctrico y Electrónico. Si llegase el momento de deshacerse de este producto, asegúrese que lo hace cumpliendo la Directiva Europea sobre Residuos de Equipamiento Eléctrico y Electrónico (Waste of Electrical and Electronic Equipment, WEEE) y las leyes locales relacionadas con esta directiva.

Para más información acerca de la Directiva WEEE, visite [www.fellowesinternational.com/WEEE](http://www.fellowesinternational.com/WEEE)

## German

Dieses Produkt ist als Elektro- und Elektronikgerät klassifiziert. Wenn Sie dieses Gerät eines Tages entsorgen müssen, stellen Sie bitte sicher, dass Sie dies gemäß der Europäischen Richtlinie zu Sammlung und Recycling von Elektro- und Elektronikgeräten (WEEE) und in Übereinstimmung mit der lokalen Gesetzgebung in bezug auf diese Richtlinie tun.

Mehr Informationen zur WEEE-Richtlinie finden Sie unter: [www.fellowesinternational.com/WEEE](http://www.fellowesinternational.com/WEEE)

## Italian

Questo prodotto è classificato come Apparecchiatura elettrica ed elettronica. In caso di smaltimento, accertarsi di seguire le disposizioni della Direttiva sui Rifiuti di apparecchi elettrici ed elettronici (RAEE) e le leggi locali di applicazione di tale Direttiva.

Per ulteriori informazioni sulla Direttiva RAEE, visitare il sito [www.fellowesinternational.com/WEEE](http://www.fellowesinternational.com/WEEE)

## Dutch

Dit product is geclassificeerd als een elektrisch en elektronisch apparaat. Indien u besluit zich te ontdoen van dit product, zorg dan a.u.b. dat dit gebeurt in overeenstemming met de Europese richtlijn inzake afval van elektrische en elektronische apparaten (AEEA) en conform de lokale wetgeving met betrekking tot deze richtlijn.

Voor meer informatie over de AEEA-richtlijn kunt u terecht op [www.fellowesinternational.com/WEEE](http://www.fellowesinternational.com/WEEE)

## Swedish

Denna produkt är klassificerad som elektrisk och elektronisk utrustning. När det att dags att omhänderta produkten för avfallshantering se då till att detta utförs i enlighet med WEEE-direktivet om hantering av elektrisk och elektronisk utrustning och i enlighet med lokala bestämmelser relaterade till detta direktiv.

För mer information om WEEE-direktivet besök gärna [www.fellowesinternational.com/WEEE](http://www.fellowesinternational.com/WEEE)

## Danish

Denne produkt er klassificeret som elektrisk og elektronisk udstyr. Når tiden er inde til at bortskaffe dette produkt, bedes De sørge for at gøre dette i overensstemmelse med det Europæiske direktiv om affald af elektrisk og elektronisk udstyr (WEEE) og i henhold til de lokale love, der relaterer til dette direktiv.

For yderligere oplysninger om WEEE-direktivet bedes De besøge [www.fellowesinternational.com/WEEE](http://www.fellowesinternational.com/WEEE)

## Finnish

Tämä tuote luokitellaan sähkö- ja elektroniikkalaitteeksi. Kun tuote poistetaan käytöstä, se on hävitettävä sähkö- ja elektroniikkalaiteromusta annetun EY:n direktiivin (WEEE) ja direktiiviin liittyvän kansallisen lainsäädännön mukaisesti.

Lisätietoja WEEE-direktiivistä on osoitteessa [www.fellowesinternational.com/WEEE](http://www.fellowesinternational.com/WEEE)

## Norwegian

Denne produktet klassifiseres som elektrisk og elektronisk utstyr. Hvis du har tenkt å bortskaffe dette produktet, vennligst se til at du gjør dette i overensstemmelse med det europeiske WEEE-direktivet (Waste of Electrical and Electronic Equipment) og ifølge lokalt lovverk forbundet med dette direktivet.

For mer informasjon om WEEE-direktivet, vennligst besøk [www.fellowesinternational.com/WEEE](http://www.fellowesinternational.com/WEEE)

## Polish

Ten produkt został zaklasyfikowany do grupy urządzeń elektrycznych i elektronicznych. W celu pozbycia się zużytego sprzętu będącego w Państwa posiadaniu należy postępować zgodnie z Europejską Dyrektywą w sprawie zużytego sprzętu elektrycznego i elektronicznego (WEEE) oraz z lokalnie obowiązującym prawem.

Więcej informacji znajdziecie Państwo na stronie www: [www.fellowesinternational.com/WEEE](http://www.fellowesinternational.com/WEEE)

## Russian

Данное изделие классифицировано как электрическое и электронное оборудование. Когда придет время утилизировать данное изделие, пожалуйста, обеспечьте соблюдение Директивы Евросоюза об утилизации отходов электрического и электронного оборудования (Waste of Electrical and Electronic Equipment, WEEE) и местных законов, связанных с нею.

Для получения дополнительной информации о директиве WEEE, пожалуйста, посетите веб-сайт [www.fellowesinternational.com/WEEE](http://www.fellowesinternational.com/WEEE)

## Greek

Αυτό το προϊόν είναι ταξινομημένο ως Ηλεκτρικός και Ηλεκτρονικός Εξοπλισμός. Σε περίπτωση που θέλετε ν’ απορρίψετε αυτό το προϊόν, παρακαλείσθε να βεβαιωθείτε ότι κάνετε την απόρριψη σύμφωνα με την Ευρωπαϊκή Οδηγία σχετικά με τα Απόβλητα Ηλεκτρικού και Ηλεκτρονικού Εξοπλισμού (WEEE) και σύμφωνα με τους τοπικούς νόμους που σχετίζονται μ’ αυτή την οδηγία.

Για περισσότερες πληροφορίες σχετικά με την Οδηγία WEEE, παρακαλείσθε να επισκεφτείτε την ιστοσελίδα [www.fellowesinternational.com/WEEE](http://www.fellowesinternational.com/WEEE)

## Turkish

Bu ürün, Elektriksel ve Elektronik Ekipman olarak sınıflandırılmıştır. Bu ürünü bertaraf etme zamanı geldiğinde, lütfen bunun Avrupa Elektriksel ve Elektronik Ekipmanların Atılması (WEEE) Yönetmeliği ve bu yönetmele ilgili yerel kanunlar uyarınca yapıldığından emin olun.

WEEE Yönetmeliği hakkında daha fazla bilgi için lütfen [www.fellowesinternational.com/WEEE](http://www.fellowesinternational.com/WEEE) sitesini ziyaret edin

## Czech

Tento výrobek je klasifikován jako elektrické a elektronické zařízení. Po skončení jeho životnosti zajistěte jeho likvidaci v souladu se Směrnicí 2002/96/ES o odpadu z elektrických a elektronických zařízeních (OEEZ) a v souladu s místními předpisy, které s touto směrnicí souvisí.

Více informací o směrnici OEEZ najdete na stránkách [www.fellowesinternational.com/WEEE](http://www.fellowesinternational.com/WEEE)

## Slovak

Tento produkt je klasifikovaný ako elektrické a elektronické zariadenie. Ak nastane as zlikvidova tento produkt, zabezpe te, prosím, aby ste tak urobili v súlade s Európskou smernicou o odpade z elektrických a elektronických zariadeniach (WEEE) a v zhode s miestnymi zákonmi vz ahujúcimi sa na túto smernicu.

Podrobnejšie informácie o Smernici WEEE nájdete na [www.fellowesinternational.com/WEEE](http://www.fellowesinternational.com/WEEE)

## Hungarian

Ez a termék Elektromos és elektronikus berendezés besorolású. Ha eljönne az id , amikor ki kell dobnia a terméket, akkor kérjük, gondoskodjon arról, hogy ezt az Európai elektromos és elektronikus berendezések hulladékáról szóló (WEEE) irányelv szerint tegye, megfelelő az irányelvhez kapcsolódó helyi törvényeknek is.

A WEEE Irányelvre vonatkozó további információért kérjük, keresse fel a [www.fellowesinternational.com/WEEE](http://www.fellowesinternational.com/WEEE) internetes címet

## Portuguese

Este produto está classificado como Equipamento Eléctrico e Electrónico. Quando chegar a altura de eliminar este produto, certifique-se de que o faz em conformidade com a Directiva relativa a Resíduos de Equipamentos Eléctricos e Electrónicos (REEE) e em observância da legislação local relativa a esta directiva.

Para obter mais informações sobre a Directiva relativa a Resíduos de Equipamentos Eléctricos e Electrónicos (REEE), visite o endereço [www.fellowesinternational.com/WEEE](http://www.fellowesinternational.com/WEEE)