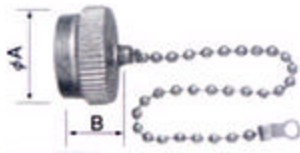


Accessories

NJC

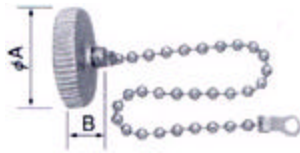
Plug cap (PCa)



| Shell size | A | B |
|------------|----|------|
| NJC-16 | 22 | 19 |
| NJC-20 | 25 | 19 |
| NJC-24 | 29 | 18.7 |
| NJC-28 | 33 | 19 |
| NJC-32 | 44 | 31 |

Receptacle cap (RCa)

Also for adapter



| Shell size | A | B |
|------------|----|------|
| NJC-16 | 22 | 11.5 |
| NJC-20 | 25 | 11.5 |
| NJC-24 | 29 | 12 |
| NJC-28 | 33 | 12.5 |
| NJC-32 | 44 | 20 |

Cable bushing(CB) NJC + NR


NJC-20-CB service also for NR-20



| Shell size | A | B | |
|------------|---------|-------------|------|
| NJC-20 | 7.5~9.5 | 41 | |
| NJC-24 | 9.5~11 | 41.5 | |
| NR-24 | 9 | 8 ~ 10 | 41.5 |
| | 11 | 10.1 ~ 12.5 | |


NR

Plug cap (PCa * 1)



| Shell size | A | B |
|------------|----|------|
| NR-20 | 26 | 12.5 |

Receptacle cap (RCa * 1)



| Shell size | A | B |
|------------|------|------|
| NR-20 | 28.5 | 12.5 |

Rope The rope for attaching the cap

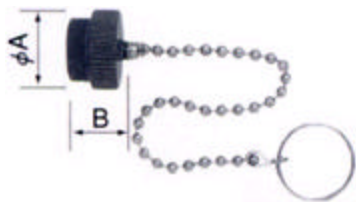


| | |
|-------|--------------------------------|
| L60 | RCa * 1 (Receptacle Cap) |
| NR-20 | PCa * 1 (Plug Cap Adapter Cap) |

*The rope for attaching the cap is sold separately

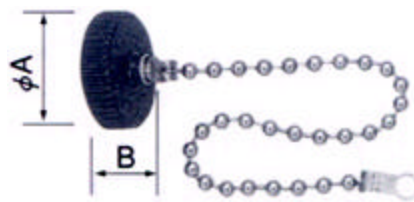
NJW

Plug cap (PCa)



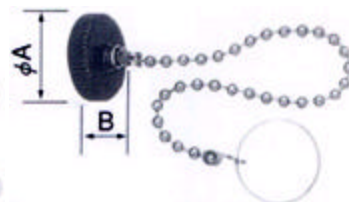
| Shell size | A | B |
|------------|----|------|
| NJW-16 | 22 | 19 |
| NJW-20 | 25 | 19 |
| NJW-24 | 29 | 18.7 |
| NJW-28 | 33 | 19 |
| NJW-32 | 44 | 31 |

Receptacle cap (RCa)



| Shell size | A | B |
|------------|----|------|
| NJW-16 | 22 | 11.5 |
| NJW-20 | 25 | 11.5 |
| NJW-24 | 29 | 12 |
| NJW-28 | 33 | 12.5 |
| NJW-32 | 44 | 20 |

Adapter cap (AdCa)



| Shell size | A | B |
|------------|----|------|
| NJW-16 | 22 | 11.5 |
| NJW-20 | 25 | 11.5 |
| NJW-24 | 29 | 12 |
| NJW-28 | 33 | 12.5 |

NRW

Plug cap (PCa * 1)




| Shell size | A | B |
|------------|----|------|
| NRW-20 | 26 | 16.5 |
| NRW-24 | 31 | 16.5 |
| NRW-28 | 40 | 17.5 |

Receptacle cap (RCa * 1)



| Shell size | A | B |
|------------|------|------|
| NRW-20 | 28.5 | 22 |
| NRW-24 | 34.1 | 26.5 |

Adapter cap (AdCa * 1)



| Shell size | A | B |
|------------|------|------|
| NRW-20 | 28.5 | 22 |
| NRW-24 | 34.1 | 26.5 |