

Power supply unit - ASI QUINT 100-240/4.8 EFD - 2736699

Please be informed that the data shown in this PDF Document is generated from our Online Catalog. Please find the complete data in the user's documentation. Our General Terms of Use for Downloads are valid (<http://phoenixcontact.com/download>)



Power supply unit für AS interface, 4.8 A, integrated ground fault detector, IP20 degree of protection

Product Description

Power supply unit for AS-Interface systems. Special modules with an output voltage range of 29.5 V - 31.6 V DC are used to supply the AS-Interface systems. The AS-i system also requires a data decoupling network in the power supply unit in order to be able to transmit communication signals along the power line. The ASI QUINT 100-240/2.4 EFD can supply an AS-i system with up to 2.4 A. Safety through automatic ground fault detection: if two ground faults occur in an AS-i system, this can cause the machines to inadvertently start up or not to be able to stop operation. The ASI QUINT has an integrated ground fault detection function. A ground fault is signaled via LED and via an alarm output.

Your advantages

- ✓ Integrated filters ensure that the modulated data flow is not affected
- ✓ Integrated ground-fault monitoring signals short circuits on the secondary side
- ✓ Wide-range input for operation on all common AC and DC networks



Key Commercial Data

Packing unit	1 pc
GTIN	
GTIN	4017918959685
Weight per Piece (excluding packing)	900.000 g
Custom tariff number	85044030
Country of origin	Thailand

Technical data

Dimensions

Width	70 mm
Height	145 mm
Depth	125 mm
Width with alternative assembly	122 mm
Height with alternative assembly	145 mm

Power supply unit - ASI QUINT 100-240/4.8 EFD - 2736699

Technical data

Dimensions

Depth with alternative assembly	73 mm
---------------------------------	-------

Ambient conditions

Degree of protection	IP20
Ambient temperature (operation)	-25 °C ... 70 °C (> 60 °C Derating: 2.5 %/K)
Ambient temperature (storage/transport)	-40 °C ... 85 °C
Max. permissible relative humidity (operation)	95 % (at 25 °C, non-condensing)

Input data

Nominal input voltage range	100 V AC ... 240 V AC
AC frequency range	45 Hz ... 65 Hz
Frequency range DC	0 Hz
Current consumption	approx. 1.8 A (120 V AC)
	1 A (230 V AC)
Nominal power consumption	144 W
Inrush surge current	< 15 A (typical)
Mains buffering	> 60 ms (120 V AC)
	> 100 ms (230 V AC)
Input fuse	5 A (slow-blow, internal)
Choice of suitable circuit breakers	6 A ... 16 A (Characteristics B, C, D, K)

Output data

Nominal output voltage	30.1 V DC \pm 1.5 %
Nominal output current (I_N)	4.8 A
Connection in parallel	No
Connection in series	yes
Residual ripple	< 30 mV _{PP}
Output power	144 W
Typical response time	< 0.5 s
Peak switching voltages nominal load	< 50 mV _{PP}
Maximum power dissipation in no-load condition	4 W
Power loss nominal load max.	16 W

General

Net weight	0.9 kg
Operating voltage display	LED
Efficiency	> 89 % (for 230 V AC and nominal values)
Insulation voltage input/output	4 kV AC (type test)
	2 kV AC (routine test)
Degree of protection	IP20
MTBF (IEC 61709, SN 29500)	> 500000 h
Mounting position	horizontal DIN rail NS 35, EN 60715
Assembly instructions	alignable: horizontally 0 mm, vertically 50 mm

Power supply unit - ASI QUINT 100-240/4.8 EFD - 2736699

Technical data

Connection data, input

Connection method	Pluggable spring-cage connection
Conductor cross section solid min.	0.2 mm ²
Conductor cross section solid max.	2.5 mm ²
Conductor cross section flexible min.	0.2 mm ²
Conductor cross section flexible max.	2.5 mm ²
Conductor cross section AWG min.	24
Conductor cross section AWG max.	12
Stripping length	10 mm
Screw thread	M3

Connection data, output

Connection method	Spring-cage connection
Conductor cross section solid min.	0.2 mm ²
Conductor cross section solid max.	2.5 mm ²
Conductor cross section flexible min.	0.2 mm ²
Conductor cross section flexible max.	2.5 mm ²
Conductor cross section AWG min.	24
Conductor cross section AWG max.	12
Screw thread	M3

Standards and Regulations

Electromagnetic compatibility	Conformance with EMC Directive 2004/108/EC
Noise immunity	EN 61000-6-2:2005
Connection in acc. with standard	CUL
Contact discharge	4 kV (Test Level 2)
Standards/regulations	EN 61000-4-3
Frequency range	80 MHz ... 1 GHz
Test field strength	10 V/m
Frequency range	1.4 GHz ... 2 GHz
Test field strength	3 V/m
Standards/regulations	EN 61000-4-4
Comments	Criterion B
Signal	1 kV (Test Level 2 - asymmetrical)
Standards/regulations	EN 61000-4-6
Frequency range	0.15 MHz ... 80 MHz
Voltage	10 V (Test Level 3)
Low Voltage Directive	Conformance with LV directive 2006/95/EC
Standard - Safety of transformers	EN 61558-2-17
Standard - Electrical safety	EN 60950-1/VDE 0805 (SELV)
	DIN VDE 0100-410
Standard – Electronic equipment for use in electrical power installations and their assembly into electrical power installations	EN 50178/VDE 0160 (PELV)

Power supply unit - ASI QUINT 100-240/4.8 EFD - 2736699

Technical data

Standards and Regulations

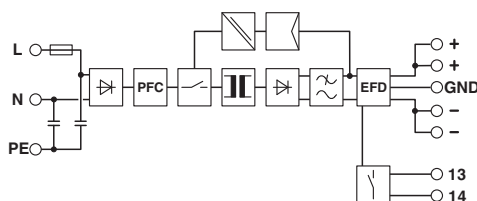
Standard - Safe isolation	DIN VDE 0100-410
	DIN VDE 0106-1010
Standard – Limitation of mains harmonic currents	EN 61000-3-2
UL approvals	UL/C-UL listed UL 508
	UL/C-UL Recognized UL 60950-1

Environmental Product Compliance

REACH SVHC	Lead 7439-92-1
China RoHS	Environmentally Friendly Use Period = 25;
	For details about hazardous substances go to tab "Downloads", Category "Manufacturer's declaration"

Drawings

Block diagram



Classifications

eCl@ss

eCl@ss 4.0	27250202
eCl@ss 4.1	27250202
eCl@ss 5.0	27259205
eCl@ss 5.1	27242600
eCl@ss 6.0	27049000
eCl@ss 7.0	27049002
eCl@ss 8.0	27049002
eCl@ss 9.0	27040701

ETIM

ETIM 2.0	EC001039
ETIM 3.0	EC001039
ETIM 4.0	EC002542
ETIM 5.0	EC002583
ETIM 6.0	EC002540

UNSPSC

UNSPSC 6.01	43172015
-------------	----------

Power supply unit - ASI QUINT 100-240/4.8 EFD - 2736699

Classifications

UNSPSC

UNSPSC 7.0901	43201404
UNSPSC 11	39121004
UNSPSC 12.01	39121004
UNSPSC 13.2	39121004

Approvals


Approvals


Approvals


UL Listed / UL Recognized / cUL Recognized / IECCEB Scheme / cUL Listed / ASI-Interface / EAC / EAC / cULus Recognized / cULus Listed


Ex Approvals


Approval details


UL Listed		http://database.ul.com/cgi-bin/XYV/template/LISEXT/1FRAME/index.htm	FILE E 123528
-----------	---	---	---------------

UL Recognized		http://database.ul.com/cgi-bin/XYV/template/LISEXT/1FRAME/index.htm	FILE E 211944
---------------	---	---	---------------

cUL Recognized		http://database.ul.com/cgi-bin/XYV/template/LISEXT/1FRAME/index.htm	FILE E 211944
----------------	---	---	---------------

IECEE CB Scheme		http://www.iecee.org/	SI-1088
-----------------	---	---	---------

cUL Listed		http://database.ul.com/cgi-bin/XYV/template/LISEXT/1FRAME/index.htm	FILE E 123528
------------	---	---	---------------

ASI-Interface			56301/ 14.06.04
---------------	---	--	-----------------

Power supply unit - ASI QUINT 100-240/4.8 EFD - 2736699

Approvals

EAC		EAC-Zulassung
-----	--	---------------

EAC		RU C- DE.A*30.B.01082
-----	--	--------------------------

cULus Recognized		
------------------	--	--

cULus Listed		
--------------	--	--

Accessories

Accessories

Assembly adapter

Assembly adapters - UWA 182/52 - 2938235



Universal wall adapter for securely mounting the power supply in the event of strong vibrations. The power supply is screwed directly onto the mounting surface. The universal wall adapter is attached at the top/bottom.

Assembly adapters - QUINT-PS-ADAPTERS7/2 - 2938206



Assembly adapter for QUINT POWER 10A on S7-300 rail

Mounting rail adapter

DIN rail adapter - UTA 107 - 2853983



Universal DIN rail adapter

Power supply unit - ASI QUINT 100-240/4.8 EFD - 2736699

Accessories

Phoenix Contact 2019 © - all rights reserved
<http://www.phoenixcontact.com>