

Actuator

51-
132.0252

Distribution by
Rs-online



<https://rs-online.eao.com/component/51-132.02...>

Your product:



51-132.0252 Actuator

FRONT

Front dimension:	Ø 18 mm
Front form:	Round
Front bezel colour:	Black
Front bezel material:	Plastic

MOUNTING

Design:	Raised
Mounting type:	Panel mounting

OPERATING-/INDICATION PART

Lens illumination:	Illuminated
---------------------------	-------------

ELECTRICAL CHARACTERISTICS

Switching voltage and switching current:	250 VAC, 5 A (ohmic) 250 VAC, 3 A (Soldering terminal) 250 VAC, 2 A (inductive, $\cos(\phi) = 0.7$) 125 VAC, 3 A (inductive, $\cos(\phi) = 0.7$) 220 VDC, 0.1 A (inductive, L:R = 30 ms) 110 VDC, 0.2 A (inductive, L:R = 30 ms) 60 VDC, 0.7 A (inductive, L:R = 30 ms) 24 VDC, 2 A (inductive, L:R = 30 ms)
Contacts:	2 NC / 2 NO
Rated Operational Voltage Ue:	250 VAC/DC according to EN IEC 60947-1
Switching rating:	250 V @ 3 A
Electrical lifetime:	50 000 cycles of operation
Electric strength:	2500 VAC, 50 Hz, 1 min. between all terminals and earth, according to IEC 61058-1, part 15

Protection class:	II
Standards:	According to EN/IEC 61058-1
Thermal current I_{th}:	The maximum current in continuous operation and at ambient temperature not exceeding the quoted maximum values. 3 A

MECHANICAL CHARACTERISTICS

Terminal:	Soldering terminal
Contact material:	Gold
Switching action:	Momentary
Switching system:	Snap-action switching element
Switching system:	Self-cleaning, double-break snap action switching system, 1 normally closed and 1 normally open contact per element.
Mechanical lifetime:	2 Mil. cycles of operation
Operating force:	1,8 ... 6 N, depending on the number of switching elements
Operating Travel:	3 mm
Tightening torque:	Fixing nut max. 0.5 Nm
Wire cross section:	Snap-action switching element with tinned soldering terminals at the sides Max. wire diameter 2 wires à 1.2 mm Max. wire cross-section of stranded cable 1 x 1 mm ²
Weight:	0.007 kg

AMBIENT CONDITION

IP front protection:	IP65, according to DIN EN 60529
Operating temperature:	- 25 °C ... + 55 °C, mounted as a block, make sure the heat can escape freely
Storage temperature:	- 40 °C ... + 85 °C
Shock resistance:	15 g for 11 ms, as per DIN / EN 60512-4-3, DIN / EN 60068-2-27 (Single impacts, semi-sinusoidal)
Vibration resistance:	10 g at 10 Hz...1500 Hz, amplitude 0.75 mm (Sinusoidal), according to DIN EN 60512-4-4, DIN EN 60068-2-6
Climate resistance:	Standard condition, as per DIN EN 60068-2-30 Changing condition, as per DIN EN 60068-2-14

CERTIFICATE

Approbations:	CB (IEC 61058-1), CQC, CSA, DNV, EAC, ENEC (EN 61058-1), UL, VDE
Conformities:	CE, UKCA, 2011 / 65 / EC (RoHS), 2014 / 30 / EU (EMC), 2014 / 35 / EU (LVD)

REACH: REACH compliant

RoHS: RoHS compliant

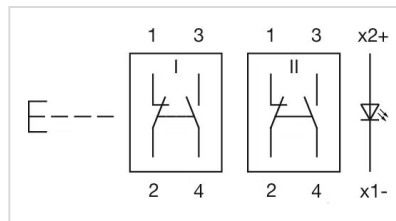
OTHER

Short Description: Actuator, Ø 18 mm, Illuminated, Round, Black, Plastic, 2 NC / 2 NO, Momentary, Soldering terminal, IP65, according to DIN EN 60529

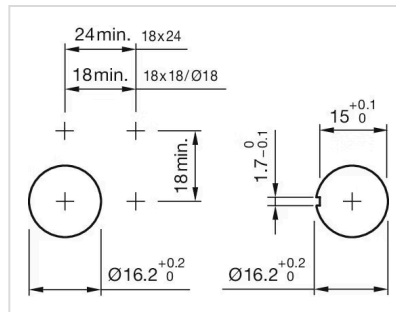
Internal size: Ø 15,8 mm

Housing colour: Black

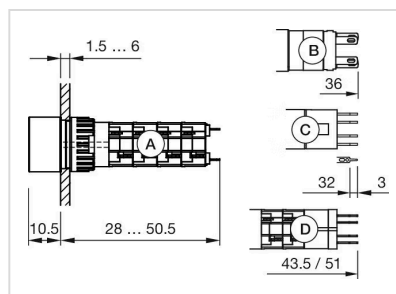
Wiring diagrams:



Mounting cut-outs:



Dimension drawings:



- A = Solder terminal
- B = Plug-in terminal $2.8 \text{ mm} \times 0.5 \text{ mm}$
- C = Universal terminal $2.0 \text{ mm} \times 0.5 \text{ mm}$
- D = Universal-Solder terminal