


Anderson Power Products® printed circuit board (PCB) contact series, when utilized with the Powerpole® 15/45 connector housings, provides a reliable wire to printed circuit board connection. They are rated at 25 amps, 600 volts, AC/DC. This contact is available in both straight and right angle terminations for perpendicular and parallel mounting and is ideal for all applications that require high current connections to the PCB.

FEATURES

- **Straight & right angle terminals**
Flexibility of parallel or perpendicular mounting to the PCB
- **Tin plated copper contacts**
Minimal contact resistance at high currents
- **Fits standard housing & accessories**
Allows for configurations that can be color coded & polarized
- **Two level right angle contacts**
Dual level right angle powerpole assemblies provide high power density



PRODUCT SPECIFICATIONS

Connector Model	25A PCB	PCB traces	See temperature curve or contact the factory
Current rating for a single mated pair	25 amps *	Housing material	Polycarbonate 94 V-0 (Max. op. temp. = 105°C / 221°F)
Maximum operating voltage AC/DC	600 volts		Operating temp. = ambient temp. + temp. rise at current
Contact material	Tin plated copper alloy		
PCB hole (inches)	.070 hole		
PCB hole (mm)	1.80		



* See Temperature Rise Chart. Based on 0.002 in² copper foil on PCB & 12AWG wire cross-section.

ORDERING INFORMATION

25 amp Right Angle PCB Contact*

Part Number	Description	Contact Length	
		in.	sq. mm
1377G1	Right Angle - LD	0.70	17.8
1377G2	Right Angle - LD	0.40	10.2
1377G11	Right Angle - LD	0.70	17.8
1377G12	Right Angle - LD	0.40	10.2
1377G14	Right Angle - LD	0.18	4.6
1377G15	Right Angle - LD	1.02	25.9
1377G16	Right Angle - LD	0.72	18.3
1377G17	Right Angle - LD	0.88	22.4
1377G18	Right Angle - LD	0.58	14.7
1317G1	Right Angle - HD	0.70	17.8
1317G2	Right Angle - HD	0.40	10.2
1317G11	Right Angle - HD	0.70	17.8
1317G14	Right Angle - HD	0.18	4.6
1317G15	Right Angle - HD	1.02	25.9
1317G16	Right Angle - HD	0.72	18.3
1317G17	Right Angle - HD	0.88	22.4
1317G18	Right Angle - HD	0.58	14.7

25 amp Straight PCB Contact*

Part Number	Description	Contact Length	
		in.	sq. mm
1377G3	Straight Terminal - LD	2.16	54.9
1377G4	Straight Terminal - LD	1.7	43.2
1377G13	Straight Terminal - LD	1.11	28.2
1317G3	Straight Terminal - HD	2.16	54.9
1317G4	Straight Terminal - HD	2.16	43.2
1317G13	Straight Terminal - HD	1.11	28.2

Housings Only

Part Number	Description
1327	Red housing
1327G5	Green housing
1327G6	Black housing
1327G7	White housing
1327G8	Blue housing
1327G16	Yellow housing

housings only continued

Part Number	Description
1327G17	Orange housing
1327G18	Gray housing
1327G21	Brown housing
1327G22	Pink housing
1327G23	Purple housing

Accessories

Part Number	Description
1399G9	Red mounting wing
1399G8	Blue mounting wing
1399G1**	Red short spacer with end hole
1399G2**	Red long spacer
1399G6**	Red short spacer without hole
110G68	PP15/45 retention clip
114555P1	Staple 1x1 (H x W)
114555P2	Staple 1x2 (H x W)
114555P3	Staple 1x3 (H x W)
114555P7	Staple 1x4 (H x W)
114555P8	Staple 1x6 (H x W)
114555P5	Staple 2x1 (H x W)
114555P6	Staple 2x2 (H x W)
114555P9	Staple 2x2 - long (H x W)

* LD - low detent or HD - high detent

** Contact customer service for additional colors

Note: For additional colors please contact customer service. For finger proof housings see page 18.

HEADQUARTERS: Anderson Power Products®, 13 Pratts Junction Road, Sterling, MA 01564-2305 USA T: 978-422-3600 F: 978-422-3700

EUROPE: Anderson Power Products® Ltd., Unit 3, Europa Court, Europa Boulevard, Westbrook, Warrington, Cheshire, WA5 7TN United Kingdom T: +44 (0) 1925 428390 F: +44 (0) 1925 428399

ASIA/PACIFIC: IDEAL Anderson Asia Pacific Ltd., Unit 922-928 Topsail Plaza, 11 On Sum Street, Shatin N.T., Hong Kong T: +(852) 2636 0836 F: +(852) 2635 9036

CHINA: IDEAL Anderson Technologies (Shenzhen) Ltd., Block A8 Tantou Western Industrial Park, Songgang Baoan District, Shenzhen, P.R. China 518105 T: +(86) 755 2768 2118 F: +(86) 755 2768 2218

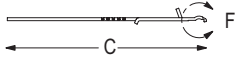
TAIWAN: IDEAL Anderson Asia Pacific Ltd., Taiwan Branch, 4F.-2, No.116, Dadun 20th St., Situn District, Taichung City 407, Taiwan (R.O.C.) T: +(886) 4 2310 6451 F: +(886) 4 2310 6460

www.andersonpower.com

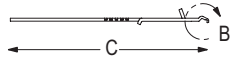
DIMENSIONS

Straight Terminals

Part Number	-C-		-E-	
	mm	in.	mm	in.
1377G3	54.9	2.16	56.4	2.22
1377G4	43.2	1.70	44.7	1.76
1317G3	54.9	2.16	56.4	2.22
1317G4	43.2	2.16	44.7	1.76
1377G13	28.2	1.11	29.7	1.17
1317G13	28.2	1.11	29.7	1.17



Low Detent Contact, Straight Terminal



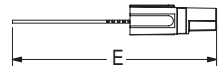
High Detent Contact, Straight Terminal



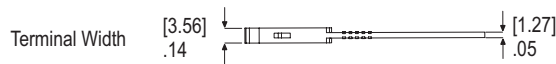
Low Detent Contact, Bent or Straight



High Detent Contact, Bent or Straight



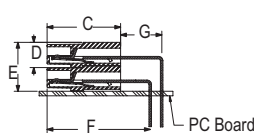
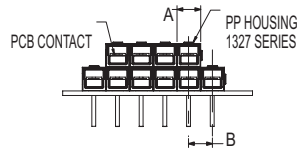
Straight Terminal Inside a Housing



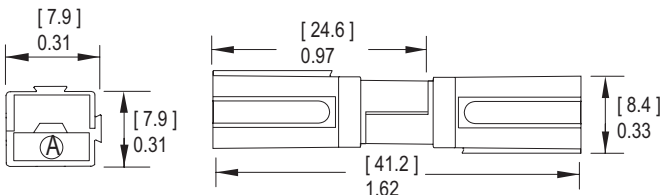
Terminal Width

PCB Center Line

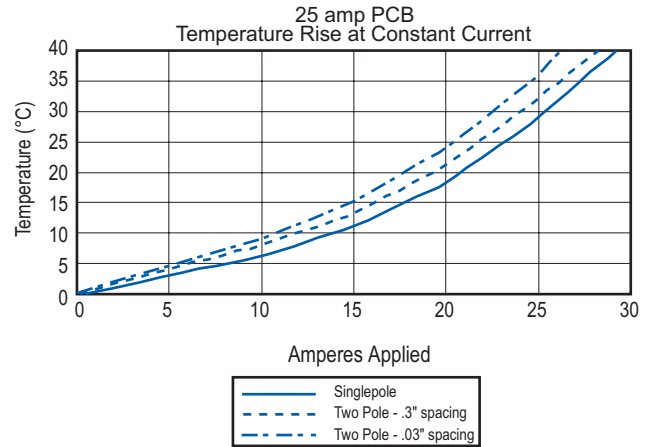
-A-	-B-	-C-	-D-	-E-	-F-	-G-
mm	in.	mm	in.	mm	in.	mm
7.9	.31	7.9	.31	24.7	.97	8.4
				8.4	.33	16.3
				16.3	.64	34.5
				34.5	1.36	13.7
				13.7	.54	



Housing



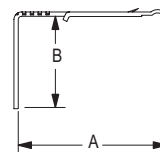
TEMPERATURE RISE CHART



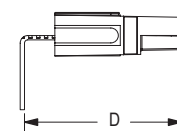
Note: Based on 0.002 in² copper foil on PCB & 12AWG wire cross-section.

Right Angle Contacts

Part Number	-A-		-B-		-D-	
	mm	in.	mm	in.	mm	in.
1377G1	36.8	1.46	17.8	0.70	38.6	1.52
1377G2	33.0	1.30	10.2	0.40	34.5	1.36
1377G11	29.0	1.14	17.8	0.70	30.7	1.21
1377G12	24.2	0.95	10.2	0.40	25.7	1.01
1377G14	33.0	1.30	4.6	0.18	34.5	1.36
1377G15	29.0	1.14	25.9	1.02	30.7	1.21
1377G16	24.1	0.95	18.3	0.72	25.4	1.00
1377G17	29.0	1.14	22.4	0.88	30.7	1.21
1377G18	25.4	1.00	14.7	0.58	27.2	1.07
1317G1	36.8	1.46	17.8	0.70	38.6	1.52
1317G2	33.0	1.30	10.2	0.40	34.5	1.36
1317G11	29.0	1.14	17.8	0.70	30.7	1.21
1317G14	33.0	1.30	4.6	0.18	34.5	1.36
1317G15	29.0	1.14	25.9	1.02	30.7	1.21
1317G16	24.1	0.95	18.3	0.72	25.4	1.00
1317G17	29.0	1.14	22.4	0.88	30.7	1.21
1317G18	25.4	1.00	14.7	0.58	27.2	1.07




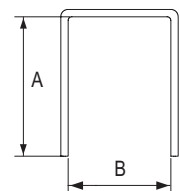
Right Angle Contact Without a Housing



Right Angle Contact With a Housing

Staple

Part Number	H x W	-A-		-B-	
		mm	in.	mm	in.
114555P1	1x1	12.0	0.472	6.0	0.236
114555P2	1x2	12.0	0.472	13.5	0.531
114555P3	1x3	12.0	0.472	21.5	0.846
114555P7	1x4	12.0	0.472	29.5	1.161
114555P8	1x6	12.0	0.472	45.5	1.791
114555P5	2x1	20.0	0.787	6.0	0.236
114555P6	2x2	20.0	0.787	13.5	0.531
114555P9	2x2 (long)	23.0	0.905	13.5	0.531



File No. E26226

PCB: Patent No. 5,458,510

All Data Subject To Change Without Notice

DS-25A REV05

HEADQUARTERS: Anderson Power Products®, 13 Pratts Junction Road, Sterling, MA 01564-2305 USA T:978-422-3600 F:978-422-3700

EUROPE: Anderson Power Products® Ltd., Unit 3, Europa Court, Europa Boulevard, Westbrook, Warrington, Cheshire, WA5 7TN United Kingdom T: +44 (0) 1925 428390 F: +44 (0) 1925 428399

ASIA/PACIFIC: IDEAL Anderson Asia Pacific Ltd., Unit 922-928 Topsail Plaza, 11 On Sum Street, Shatin N.T., Hong Kong T: +(852) 2636 0836 F: +(852) 2635 9036

CHINA: IDEAL Anderson Technologies (Shenzhen) Ltd., Block A8 Tantou Western Industrial Park, Songgang Baoan District, Shenzhen, P.R. China 518105 T: +(86) 755 2768 2118 F: +(86) 755 2768 2218

TAIWAN: IDEAL Anderson Asia Pacific Ltd., Taiwan Branch, 4F-2, No.116, Dadun 20th St., Situn District, Taichung City 407, Taiwan (R.O.C.) T: +(886) 4 2310 6451 F: +(886) 4 2310 6460

www.andersonpower.com