

Datasheet

s.93 downstream exhaust

full port ¼"-2" hot forged brass ball valves



Quality:

- No metal-to-metal moving parts
- Handle clearly shows ball position
- Silicone-free lubricant on all seals
- Chrome plated brass ball for longer life
- Travel stops on body to avoid stresses at stem

Body:

- Hot forged sand blasted, external nickel plated brass body and cap sealed with Loctite® or equivalent threads sealant
- The valve body includes a tapped downstream depressurization venting outlet to direct exhaust air and assemble mufflers for noise control
- Finest brass according to EN 12165 and EN 12164 (formerly DIN 17660 and UNI 5705-65) specifications

Stem:

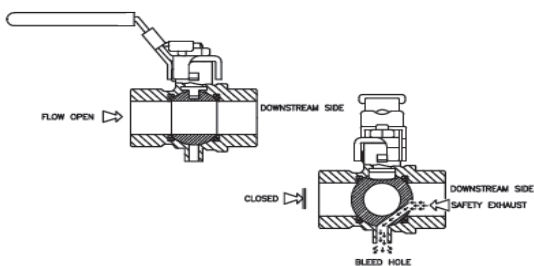
- Blowout-proof nickel plated brass stem
- Two FPM O-rings at the stem for maximum safety

Seals:

- Molybdenum filled PTFE self-lubricating seats with flexible-lip design

PED Directives:

- The product meets the requirements of PED Directive 97/23 and according to art.3 par.3, it does not require CE marking



Threads:

- EN 10226-1, ISO 228 parallel female by female threads

Flow:

- Full port to DIN 3357 for maximum flow

Handle:

- Geomet® carbon steel lockable handle patent n. 7074-B/90 with thick PVC dip coating. Handle coating offers both thermal and electrical protection
- Handle removable with valve in service

Working Pressure:

- 14 Bar (200 PSI)
- non-shock cold working pressure

Working Temperature:

- -10°C (+15°F) / +100°C (+210°F)
- Warning: freezing of the fluid in the installation may severely damage the valve

Options:

- AISI 430 stainless steel handle
- Non-locking Geomet® carbon steel lever handle
- ISO 7/1 BSPT Taper threads
- NPT taper ANSI B.1.20.1 threads
- Safety pin
- Muffler, hose

Upon Request:

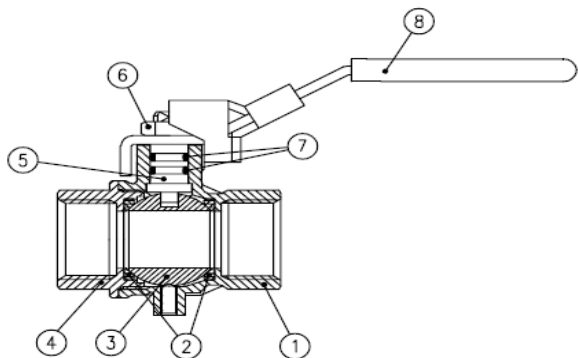
- AISI 316 stainless steel ball
- Custom Design
- T-handle



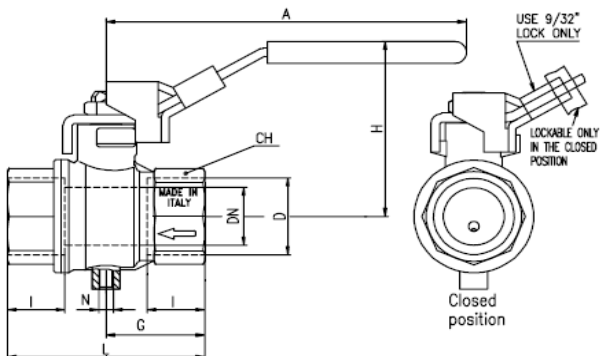
Approved by or in compliance with:

- GOST-R (Russia)
- Hygiene and epidemic center in Moscow city (Russia)
- RoHS Compliant
- Osha Compliant
- EAC - Declaration of conformity (Russia-Kazakhstan-Belarus)

NOTE: Approvals apply to specific configurations/sizes only.

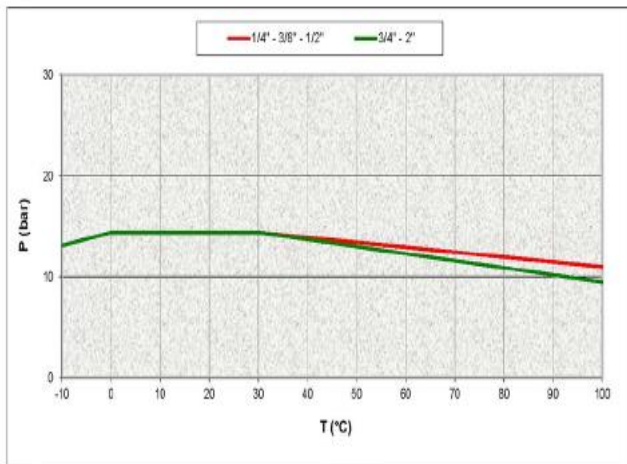


Part Description	Q.ty	Material
1 Nickel plated body (external treatment)	1	CW617N
2 Seat	2	PTFE molybdenum filled
3 Chrome plated ball	1	CW617N
4 Nickel plated end cap (external treatment)	1	CW617N
5 Nickel plated stem O-Ring design	1	CW617N
6 Geomet® nut	1	CB4FF
7 O-Ring	2	FPM
8 Light blue PVC coated Geomet® steel lockable handle	1	DD11



Code	S93B00	S93C00	S93D00	S93E00	S93F00	S93G00	S93H00	S93I00
D (inch)	1/4	3/8	1/2	3/4	1	1 1/4	1 1/2	2
DN (mm)	8	10	15	20	25	32	40	50
I (mm)	12	12	15.5	17	21	23	23	26.5
L (mm)	45	45	59	64	81	93	102	121
G (mm)	22.5	22.5	29.5	32	40.5	46.5	51	60.5
A (mm)	96	96	96	117	117	156.5	156.5	156.5
H (mm)	46	46	51	59	63	77	83	90
CH (mm)	20	20	25	31	40	49	54	68.5
N	M5			G 1/4"				

Pressure-Temperature Chart



Pressure Drop Chart

