
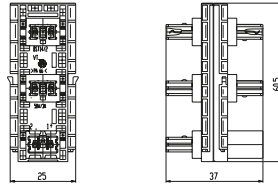


Distribution blocks 2 pole 50V, 3A

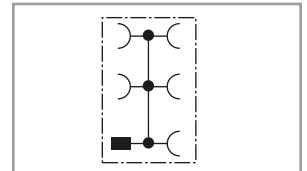
Distribution block 11/50



Name	Color	Part no.
BST 14i2V 5P1	green	93.420.0053.0



Circuit diagram



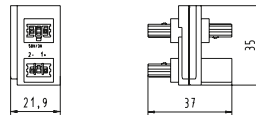
with locking device

Input	1, male, 2 pole
Outputs	5, female, 2 pole

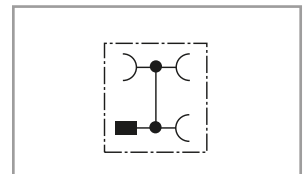
Distribution block 11/30



Name	Color	Part no.
BST 14i2V 3P1	green	93.420.0453.0



Circuit diagram



with locking device

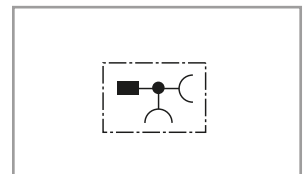
Input	1, male, 2 pole
Outputs	3, female, 2 pole

Distribution block T-shaped



Name	Color	Part no.
BST 14i2V 2P1 T	black/green	93.420.0653.0
BST 14i2V 2P1 T	black/pastel blue	93.420.4653.0

Circuit diagram



with locking device

Input	1, male, 2 pole
Outputs	2, female, 2 pole

TT connector with locking device



Name	Color	Part no.
BST 14i2V 2P1 KR	pastel blue	93.420.4553.0

with locking device

Input	1, male, 2 pole
Output	1, female, 2 pole
Spring terminal block	integrated for solid 2 x 0.75 mm² wires per pole, snap-in
Cover	included
Sheath strip length	23 mm
Insulation strip length	9 mm

