




CP Series Specifications



Catalog Number	I _{max} (Amps)	Th = 25°C			N	Dimensions (mm)			
		Q _{max} ⁽¹⁾ (Watts)	V _{max} (Volts)	ΔT _{max} (°C)		A	B	C	D ⁽²⁾
CP0.8-7-06L	2.1	1.0	0.85	67	7	6	6	6	3.4
CP0.8-17-06L	2.1	2.4	2.06	67	17	9	9	9	3.4
CP0.8-31-06L	2.1	4.4	3.75	67	31	12	12	12	3.4
CP0.8-63-06L	2.1	9.0	7.62	67	63	12	25	12	3.4
CP0.8-71-06L	2.1	10.1	8.60	67	71	18	18	18	3.4
CP0.8-127-06L	2.1	18.1	15.40	67	127	25	25	25	3.4
± CP0.8-254-06L	2.1/4.2	36.2	30.8/15.4	67	254	50	25	50	3.4
CP0.8-127-05L	2.6	22.4	15.40	67	127	25	25	25	3.1
± CP0.8-254-05L	2.6/5.2	44.8	30.8/15.4	67	254	50	25	50	3.1
CP1.0-7-08L	2.5	1.2	0.85	67	7	8	8	8	4.0
CP1.0-17-08L	2.5	2.9	2.06	67	17	12	12	12	4.0
CP1.0-31-08L	2.5	5.3	3.75	67	31	15	15	15	4.0
CP1.0-63-08L	2.5	10.6	7.62	67	63	15	30	15	4.0
CP1.0-71-08L	2.5	12.0	8.60	67	71	23	23	23	4.0
CP1.0-127-08L	2.5	21.4	15.40	67	127	30	30	30	4.0
± CP1.0-254-08L	2.5/5.0	42.8	30.8/15.4	67	254	60	30	60	4.0
CP1.0-7-06L	3.0	1.4	0.85	67	7	8	8	8	3.6
CP1.0-17-06L	3.0	3.4	2.06	67	17	12	12	12	3.6
CP1.0-31-06L	3.0	6.3	3.75	67	31	15	15	15	3.6
CP1.0-63-06L	3.0	12.7	7.62	67	63	15	30	15	3.6
CP1.0-71-06L	3.0	14.4	8.60	67	71	23	23	23	3.6
CP1.0-127-06L	3.0	25.7	15.40	67	127	30	30	30	3.6
± CP1.0-254-06L	3.0/6.0	51.4	30.8/15.4	67	254	60	30	60	3.6
CP1.0-7-05L	3.9	1.8	0.85	67	7	8	8	8	3.2
CP1.0-17-05L	3.9	4.5	2.06	67	17	12	12	12	3.2
CP1.0-31-05L	3.9	8.2	3.75	67	31	15	15	15	3.2
CP1.0-63-05L	3.9	16.6	7.62	67	63	15	30	15	3.2
CP1.0-71-05L	3.9	18.7	8.60	67	71	23	23	23	3.2
CP1.0-127-05L	3.9	33.4	15.40	67	127	30	30	30	3.2
± CP1.0-254-05L	3.9/7.8	66.8	30.8/15.4	67	254	60	30	60	3.2
CP1.4-11-10L	3.9	2.9	1.33	68	11	10	15	10	4.7
CP1.4-17-10L	3.9	4.5	2.06	68	17	15	15	15	4.7
CP1.4-31-10L	3.9	8.2	3.75	68	31	20	20	20	4.7
CP1.4-35-10L	3.9	9.2	4.24	68	35	15	30	15	4.7
CP1.4-51-10L	3.9	13.4	6.18	68	51	9.5	62	9.5	4.7
CP1.4-71-10L	3.9	18.7	8.60	68	71	30	30	30	4.7
CP1.4-127-10L	3.9	33.4	15.40	68	127	40	40	40	4.7
CP1.4-11-06L	6.0	4.4	1.33	67	11	10	15	10	3.8
CP1.4-17-06L	6.0	6.9	2.06	67	17	15	15	15	3.8
CP1.4-31-06L	6.0	12.5	3.75	67	31	20	20	20	3.8
CP1.4-35-06L	6.0	14.2	4.24	67	35	15	30	15	3.8
CP1.4-51-06L	6.0	20.6	6.18	67	51	9.5	62	9.5	3.8
CP1.4-71-06L	6.0	28.7	8.60	67	71	30	30	30	3.8
CP1.4-127-06L	6.0	51.4	15.40	67	127	40	40	40	3.8

More specifications on following page.

CP Series



- For higher current, larger heat pumping applications
- Low-Cost, High-Performance
- The standard for consumer product and industrial cooling
- Ideal for instrumentation, laboratory apparatus, consumer appliances
- Excellent for applications from commercial to military

Download our
FREE Aztec Design
Software



CP Series Specifications

Catalog Number	I _{max} (Amps)	Th = 25°C			N	Dimensions (mm)			
		Q _{max} ⁽¹⁾ (Watts)	V _{max} (Volts)	ΔT _{max} (°C)		A	B	C	D ⁽²⁾
CP1.4-11-045L	8.5	6.0	1.33	65	11	10	15	10	3.3
CP1.4-17-045L	8.5	9.2	2.06	65	17	15	15	15	3.3
CP1.4-31-045L	8.5	16.8	3.75	65	31	20	20	20	3.3
CP1.4-35-045L	8.5	19.0	4.24	65	35	15	30	15	3.3
CP1.4-51-045L	8.5	28.9	6.18	65	51	9.5	62	9.5	3.3
CP1.4-71-045L	8.5	38.5	8.60	65	71	30	30	30	3.3
CP1.4-127-045L	8.5	72.0	15.40	65	127	40	40	40	3.3
CP2-17-10L	9.0	10.3	2.06	68	17	22	22	22	5.6
CP2-31-10L	9.0	18.8	3.75	68	31	30	30	30	5.6
CP2-49-10L	9.0	29.7	5.93	68	49	36	36	36	5.6
CP2-71-10L	9.0	43.1	8.60	68	71	44	44	44	5.6
CP2-127-10L	9.0	77.1	15.40	68	127	62	62	62	5.6
CP2-17-06L	14.0	16.0	2.06	67	17	22	22	22	4.6
CP2-31-06L	14.0	29.3	3.75	67	31	30	30	30	4.6
CP2-49-06L	14.0	46.2	5.93	67	49	36	36	36	4.6
CP2-71-06L	14.0	67.0	8.60	67	71	44	44	44	4.6
CP2-127-06L	14.0	120.0	15.40	67	127	62	62	62	4.6
CP2.8-31-06L	24.0	50.2	3.75	67	31	40	40	40	5.0
CP5-31-10L	39.0	81.5	3.75	68	31	55	55	55	5.8
CP5-31-06L	60.0	125.0	3.75	67	31	55	55	55	4.9



Interfacing and Options:

Both hot and cold faces non-metallized flat, Type L. Both faces metallized and tinned, Type TT. Hybrid, hot face tinned, cold face non-metallized, Type TL. Hot face non-metallized, cold face tinned, Type LT. Two face soldering (Type TT) in sizes larger than 12 x 12 mm is not recommended. Consult MELCOR for details. See chart on page 24.

Example: CP1.0-127-05TL
 Hot face tinned with 118°C solder
 Cold face non-metallized

Notes:

- 1) Q_{max} rated value at ΔT = 0°, I_{max} and V_{max}, Th = 25°C.
- 2) Thickness for Type L only.

Definitions:

- I_{max} Input current resulting in greatest ΔT (ΔT_{max})[amps]
 N Number of thermocouples (p- and n-type pairs)
 Q_{max} Maximum amount of heat that can be absorbed at cold face (occurs at I = I_{max}, ΔT = 0°)[watts]
 Th Temperature of the TEC hot face during operation [°C]
 ΔT_{max} Maximum temperature difference a TEC can achieve (occurs at I = I_{max}, Q_C = 0)[°C]
 V_{max} Voltage at ΔT_{max}

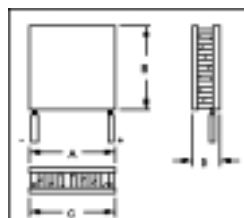
Wire Standards:

Module Type	Wire Gauge (AWG)
CP0.8-ALL	26
CP1.0-ALL	24
CP1.4-ALL	18
CP2-ALL	18
CP2.8-ALL	16
CP5-__-10	14 (Teflon™)
CP5-__-06	12 (Teflon™)
‡ CP-__-254-__	Contact Melcor

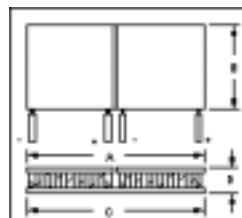
For all CP Series modules, wire is stranded, 114 mm (4.5 in.) long and PVC insulated, except CP5.

‡ These modules have four leads and can be wired in series or parallel. The Specifications table indicates maximum values for V and I when "Wired in Series/Wired in Parallel".

CP Series



‡CP-__-254-__



Download our
**FREE Aztec Design
 Software**

