

Special incandescent lamps

Oven 300 degs.C



T22 E14 Clear




T25 E14 Clear



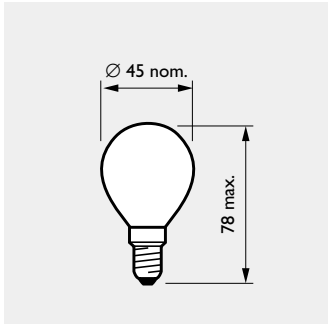
T29 E14 Clear



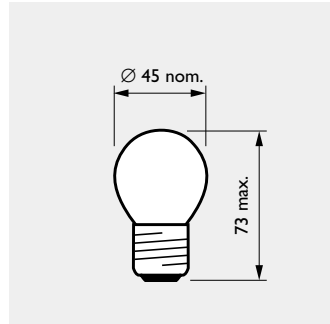
P45 E14 Clear



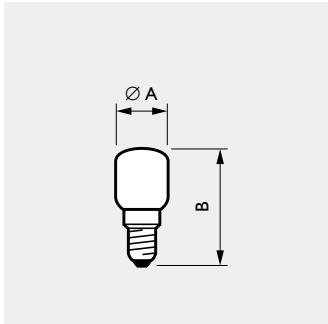
A60 E27 Frosted



P45 E14

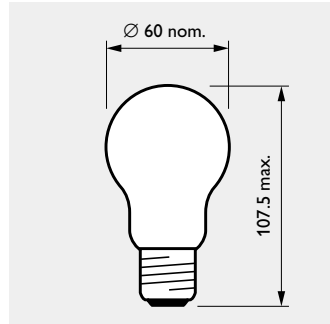


P45 E27

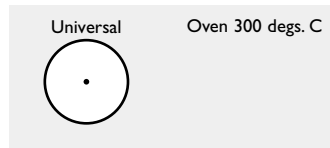


Dimensions in mm

Type	A nom.	B max.
Cap/base E14		
T22	22.0	49.0
T25	25.0	57.0
T25 x 61	25.0	62.0
T29	29.0	76.0



A60 E27



Burning position

Incandescent, vacuum or gas-filled lamps with clear bulb or inside-frosted (only A60) bulbs.


Available in tubular (diameter 22, 25 and 29 mm), lustre (diameter 45 mm) and A60 versions, with coiled-coil filament. These lamps are primarily designed for use in places where the temperature is high, such as ovens. They are manufactured with special heat-resistant solder, getter and lamp-base cement. They can be relied on to operate very satisfactorily in special lampholders at high oven temperatures (up to 300 degs.C). Oven 300 degs.C lamps have a universal burning position.

Note:

Electrical and standard ovens can be equipped with oven luminaires in different positions, such as downlighter, by side-light (one or two sides) and back-light. For all these specific oven luminaires the appropriate lamp is available in 15, 25 and 40 W.

Applications

Domestic and electrical ovens, rotisseries, similar places where high temperatures prevail.



Type	W	V	Cap/base	Finish	Lumen output lm	Lamp life 100% h	Ordering number	EOC
15W								
T22	15W	125-130V	E14	CL OVEN	90	1000	9210 962 35600	-
T22	15W	230-240V	E14	CL OVEN	90	1000	9210 962 44400	036599
T22	15W	240-250V	E14	CL OVEN	90	1000	9210 962 45700	-
25W								
P45	25W	230V	E27	CL OVEN	230	1000	9232 652 44200	030009
T25	25W	125-130V	E14	CL OVEN	172	1000	9210 982 35600	-
T25	25W	230-240V	E14	CL OVEN	172	1000	9210 982 44400	038715
T25	25W	240-250V	E14	CL OVEN	172	1000	9210 982 45700	-
T25x61	25W	230-240V	E14	CL OVEN	172	1000	9211 310 44400	-
40W								
P45	40W	125-130V	E14	CL OVEN	420	1000	9232 659 35600	-
P45	40W	230V	E14	CL OVEN	430	1000	9232 659 44200	029331
P45	40W	240V	E14	CL OVEN	420	1000	9232 659 45500	035455
P45	40W	240V	E27	CL OVEN	420	1000	9232 687 45500	053015
T29	40W	230-240V	E14	CL OVEN	400	1000	9241 030 44400	-
60W								
A60	60W	230V	E27	FR OVEN	625	1000	9205 515 44200	072733

