




## W2

Precise miniature photoelectric sensors for use in tight installation spaces

**SICK**  
Sensor Intelligence.

## Advantages




### Precise object detection – even with deep black objects


Miniature photoelectric sensors from the W2 product family are characterized by their precise object detection and high optical reliability. The sensors also reliably identify deep black or reflective objects.




The precise switching behavior and high detection quality enable universal object detection



The PinPoint LED ensures repeatable and precise detection of objects

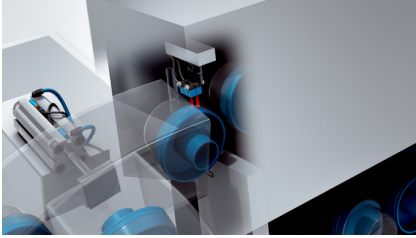


The powerful optics make it possible to detect even deep black objects with a reflection factor of 1%




### Space-saving integration and easy operation

Machines and systems are becoming more and more compact. Miniature photoelectric sensors of the W2 product family can be integrated where installation space is tight. The miniature photoelectric sensors are available in either slim or flat housing variants, making them particularly flexible to install. In addition, the integrated PinPoint LED makes alignment and commissioning of the sensor easy.



The compact sensor housing can be easily installed into very tight spots to save space



The highly visible, uniform light spot facilitates sensor alignment and commissioning



The sensor can be quickly and easily mounted directly on machine parts



## Everything under control thanks to with IO-Link

Miniature photoelectric sensors from the W2 product family have extensive diagnostic and remote setting functions that can be used, for instance, to program the sensing range with millimeter precision and to check the quality of the settings at any time. Thanks to IO-Link, the sensors no longer have to be accessible for parameterization and monitoring, which is particularly beneficial for sensors installed close to one another. Individual sensor variants are also equipped with automation functions such as counting functions, debouncing and time stamp.



### Technical data overview

<b>Dimensions (W x H x D)</b>	14 mm x 19.5 mm x 3.5 mm 12 mm x 20 mm x 3.5 mm 7.7 mm x 27.5 mm x 13.5 mm 7.7 mm x 21.8 mm x 13.5 mm
<b>Functional principle detail</b>	Energetic Background suppression V-optics Without reflector minimum distance (autocollimation/coaxial optics) (depends on variant)
<b>Light source</b>	LED Laser PinPoint LED (depends on variant)
<b>Type of light</b>	Visible red light Infrared light Visible blue light (depends on variant)
<b>Enclosure rating</b>	IP67
<b>Housing material</b>	Plastic
<b>Adjustment</b>	None IO-Link Wire/pin Potentiometer Teach-in button (depends on variant)

### Product description

Miniature photoelectric sensors of the W2 product family combine precise object detection with high operational safety. The powerful optics of the W2 feature an outstanding size-to-sensing range ratio. This means it can even detect jet-black objects precisely. The miniature photoelectric sensors are available in either slim or flat housings versions and, thanks to their very small design, can be integrated easily and compactly even in systems that are difficult to access.

### At a glance

- High switching point accuracy and excellent size-sensing range ratio
- Very small sensor housing: available either as W2 Slim or W2 Flat
- Very visible, uniform light spot thanks to PinPoint LED
- Configuration options via IO-Link technology

### Your benefits

- High precision during object detection even with jet-black objects
- Space-saving integration in miniature systems and very tight installation spaces
- Quick and easy alignment, commissioning and monitoring
- High level of flexibility thanks to diverse mounting and application options

## Ordering information

Other models and accessories → [www.sick.com/W2](http://www.sick.com/W2)

- **Functional principle:** Photoelectric proximity sensor
- **Functional principle detail:** Energetic
- **Light source:** LED
- **Voltage type:** DC
- **Switching mode:** Dark switching
- **Type of light:** visible red light

Sensing range max.	Switching output	Adjustment	Connection type	Type	Part no.
2 mm ... 34 mm	NPN	None	Cable, 3-wire, 2 m <sup>1)</sup>	WT2F-E150	6043902

<sup>1)</sup> Do not bend below 0 °C.

- **Functional principle:** Photoelectric proximity sensor
- **Functional principle detail:** Energetic
- **Light source:** LED
- **Voltage type:** DC
- **Switching mode:** Light switching
- **Type of light:** visible red light

Sensing range max.	Switching output	Adjustment	Connection type	Type	Part no.
1 mm ... 9 mm	NPN	None	Cable, 3-wire, 2 m <sup>1)</sup>	WT2F-N170	6030587
	PNP	None	Cable with M8 male connector, 4-pin, 200 mm <sup>1)</sup>	WT2F-P470	6030590
			Cable with connector M8, 3-pin, 200 mm <sup>1)</sup>	WT2F-P270	6030589
			Cable, 3-wire, 2 m <sup>1)</sup>	WT2F-P170	6030588
2 mm ... 18 mm	NPN	None	Cable, 3-wire, 2 m <sup>1)</sup>	WT2F-N140	6030583
	PNP	None	Cable with M8 male connector, 4-pin, 200 mm <sup>1)</sup>	WT2F-P440	6030586
			Cable with connector M8, 3-pin, 200 mm <sup>1)</sup>	WT2F-P240	6030585
			Cable, 3-wire, 2 m <sup>1)</sup>	WT2F-P140	6030584
2 mm ... 34 mm	NPN	None	Cable, 3-wire, 2 m <sup>1)</sup>	WT2F-N150	6030576
	PNP	None	Cable with M8 male connector, 4-pin, 200 mm <sup>1)</sup>	WT2F-P450	6030582
			Cable with connector M8, 3-pin, 200 mm <sup>1)</sup>	WT2F-P250	6030581
			Cable, 3-wire, 2 m <sup>1)</sup>	WT2F-P150	6030580

<sup>1)</sup> Do not bend below 0 °C.

Sensing range max.	Switching output	Adjustment	Connection type	Type	Part no.
4 mm ... 115 mm	NPN	None	Cable, 3-wire, 2 m <sup>1)</sup>	WT2F-N180	6030572
	PNP	None	Cable with M8 male connector, 4-pin, 200 mm <sup>1)</sup>	WT2F-P480	6030575
			Cable with connector M8, 3-pin, 200 mm <sup>1)</sup>	WT2F-P280	6030574
			Cable, 3-wire, 2 m <sup>1)</sup>	WT2F-P180	6030573

<sup>1)</sup> Do not bend below 0 °C.

- **Functional principle:** Through-beam photoelectric sensor
- **Light source:** LED
- **Voltage type:** DC
- **Switching mode:** Light switching
- **Type of light:** visible red light

Sensing range max.	Switching output	Adjustment	Connection type	Type	Part no.
0 m ... 0.5 m	NPN	None	Cable, 3-wire, 2 m <sup>1)</sup>	WS/WE2F-N110	6030540
	PNP	None	Cable with M8 male connector, 4-pin, 300 mm <sup>1)</sup>	WS/WE2F-P120S05	1059829
			Cable with connector M8, 3-pin, 200 mm <sup>1)</sup>	WS/WE2F-P210	6030566
			Cable, 3-wire, 2 m <sup>1)</sup>	WS/WE2F-P110	6049355

<sup>1)</sup> Do not bend below 0 °C.

- **Functional principle:** Through-beam photoelectric sensor
- **Light source:** LED
- **Voltage type:** DC
- **Switching mode:** Dark switching
- **Type of light:** visible red light

Sensing range max.	Switching output	Adjustment	Connection type	Type	Part no.
0 m ... 0.5 m	NPN	None	Cable with MOLEX-connector, 300 mm <sup>1)</sup>	WS/WE2F-E010 S04	6048714
			Cable, 3-wire, 2 m <sup>1)</sup>	WS/WE2F-E110	6030554
	PNP	None	Cable with M8 male connector, 4-pin, 200 mm <sup>1)</sup>	WS/WE2F-F410	6030571
			Cable with connector M8, 3-pin, 200 mm <sup>1)</sup>	WS/WE2F-F210	6030570
			Cable, 3-wire, 2 m <sup>1)</sup>	WS/WE2F-F110	6030569

<sup>1)</sup> Do not bend below 0 °C.

- **Light source:** laser
- **Type of light:** Infrared light

Sensing range max.	Type	Part no.
50 mm ... 800 mm	WTT2SL-2P1192	Ref:291551532248
	WTT2SL-2P3292	Ref:291551490144
	WTT2SLC-2P3292A00	Ref:291551557444

- **Functional principle:** Photoelectric proximity sensor
- **Functional principle detail:** Background suppression
- **Light source:** PinPoint LED
- **Voltage type:** DC
- **Switching mode:** Light switching
- **Type of light:** visible red light

Sensing range max.	Switching output	Adjustment	Connection type	Type	Part no.
1 mm ... 150 mm	PNP	Potentiometer	Cable with connector M8, 3-pin, 200 mm <sup>1)</sup>	WTB2S-2P3151	1067502
			Cable with connector M8, 3-pin, 700 mm <sup>1)</sup>	WTB2S-2P3151S22	1069138
1 mm ... 18 mm	NPN	None	Cable with connector M8, 3-pin, 200 mm <sup>1)</sup>	WTB2S-2N3110	1064398
			Cable, 3-wire, 2 m <sup>1)</sup>	WTB2S-2N1310	1064249
			Cable with connector MOLEX MINI-FIT, 3-pin, 300 mm <sup>1)</sup>	WTB2S-2N3010S20	1063831
	PNP	None	Cable with M8 male connector, 4-pin, 540 mm <sup>1)</sup>	WTB2S-2P3210S53	1123891
			Cable with MOLEX-connector, 155 mm <sup>1)</sup>	WTB2S-2P3010S54	1130240
			Cable with MOLEX-connector, 3-pin, 145 mm <sup>1)</sup>	WTB2S-2P3010S14	1076594
			Cable with connector M8, 3-pin, 200 mm <sup>1)</sup>	WTB2S-2P3110	1064395
			Cable with connector M8, 3-pin, 500 mm <sup>1)</sup>	WTB2S-2P3110S50	1111906
			Cable with connector, JST, 3-pin, 135 mm <sup>1)</sup>	WTB2S-2P3010S57	1144740
			Cable, 3-wire, 2 m <sup>1)</sup>	WTB2S-2P1310	1064393

<sup>1)</sup> Do not bend below 0 °C.



Sensing range max.	Switching output	Adjustment	Connection type	Type	Part no.
1 mm ... 36 mm	NPN	None	Cable with connector M8, 3-pin, 200 mm <sup>1)</sup>	WTB2S-2N3130	1064581
			Cable, 3-wire, 2 m <sup>1)</sup>	WTB2S-2N1330	1064578
	PNP	None	Cable with AMP connector, 3.5 m <sup>1)</sup>	WTB2S-2P3030S16	1063829
			Cable with MOLEX-connector, 4-pin, 110 mm <sup>1)</sup>	WTB2S-2P3030S55	1135198
			Cable with connector M8, 3-pin, 200 mm <sup>1)</sup>	WTB2S-2P3130	1064575
			Cable with connector M8, 3-pin, 700 mm <sup>1)</sup>	WTB2S-2P3030S21	1063827
			Cable, 3-wire, 2 m <sup>1)</sup>	WTB2S-2P1330	1064573
				WTB2S-2P1330S39	1088310
			Cable, 3-wire, 3 m <sup>1)</sup>	WTB2S-2P1030S32	1082599
			Cable, 3-wire, 5 m <sup>1)</sup>	WTB2S-2P1030S52	1117673
1 mm ... 66 mm	NPN	None	Cable with connector M8, 3-pin, 200 mm <sup>1)</sup>	WTB2S-2N3160	1064611
			Cable, 3-wire, 2 m <sup>1)</sup>	WTB2S-2N1360	1064609
	PNP	None	Cable with connector M8, 3-pin, 200 mm <sup>1)</sup>	WTB2S-2P3160	1064607
			Cable, 3-wire, 2 m <sup>1)</sup>	WTB2S-2P1360	1064605
3 mm ... 130 mm	NPN	None	Cable with special male connector, 4-pin, 500 mm <sup>1)</sup>	WTB2S-2N3060S19	1078050
3 mm ... 30 mm	PNP	None	Cable with connector M8, 3-pin, 200 mm <sup>1)</sup>	WTB2S-2P3130S25	1079691
			Cable, 3-wire, 3.5 m <sup>1)</sup>	WTB2S-2P1030S13	1063814
4 mm ... 110 mm	NPN	Wire/pin	Cable, 4-wire, 2 m <sup>1)</sup>	WTB2S-2N1145	1063552
	PNP	IO-Link	Cable, 4-wire, 2 m <sup>1)</sup>	WTB2SC-2P1144S26	1079773
		Wire/pin	Cable with M8 male connector, 4-pin, 200 mm <sup>1)</sup>	WTB2S-2P3245	1064615
			Cable, 4-wire, 2 m <sup>1)</sup>	WTB2S-2P1145	1064614
		None	Cable with special connector, 3-wire, 100 mm	WTB2S-2P3040S41	1094022
4 mm ... 90 mm	NPN	Wire/pin	Cable, 4-wire, 2 m <sup>1)</sup>	WTB2S-2N1175	1064621
	PNP	Wire/pin	Cable with M8 male connector, 4-pin, 200 mm <sup>1)</sup>	WTB2S-2P3275	1064620
				WTB2S-2P3275S36	1086470
				WTB2S-2P3275S37	1086876
				WTB2S-2P3275S49	1104637

<sup>1)</sup> Do not bend below 0 °C.



Sensing range max.	Switching output	Adjustment	Connection type	Type	Part no.
85 mm	PNP	Wire/pin	Cable with connector, JST, PA-P-03V-S, 100 mm <sup>1)</sup>	WTB2S-2P3040S47	1103244

<sup>1)</sup> Do not bend below 0 °C.

- **Functional principle:** Photoelectric proximity sensor
- **Functional principle detail:** Background suppression
- **Light source:** PinPoint LED
- **Voltage type:** DC
- **Switching mode:** Dark switching
- **Type of light:** visible red light

Sensing range max.	Switching output	Adjustment	Connection type	Type	Part no.
1 mm ... 18 mm	NPN	None	Cable with M8 male connector, 4-pin, 200 mm <sup>1)</sup>	WTB2S-2E3210S17	1077271
			Cable with special connector 3M, 4-wire, 660 mm <sup>1)</sup>	WTB2S-2E3010S09	1074793
				WTB2S-2E3010S10	1074794
	PNP	None	Cable with connector M8, 3-pin, 200 mm <sup>1)</sup>	WTB2S-2F3110	1064396
			Cable, 3-wire, 2 m <sup>1)</sup>	WTB2S-2F1310	1064394
1 mm ... 36 mm	NPN	None	Cable, 3-wire, 2 m <sup>1)</sup>	WTB2S-2E1330	1064580
	PNP	None	Cable with connector M8, 3-pin, 200 mm <sup>1)</sup>	WTB2S-2F3130	1064576
			Cable, 3-wire, 2 m <sup>1)</sup>	WTB2S-2F1330	1064574
			Cable, 3-wire, 5 m <sup>1)</sup>	WTB2S-2F1430	1078662
1 mm ... 60 mm	PNP	None	Cable, 3-wire, 2 m <sup>1)</sup>	WTB2S-2F1360S03	1072307
1 mm ... 66 mm	PNP	None	Cable with connector M8, 3-pin, 200 mm <sup>1)</sup>	WTB2S-2F3160	1064608
			Cable, 3-wire, 2 m <sup>1)</sup>	WTB2S-2F1360	1064606

<sup>1)</sup> Do not bend below 0 °C.

- **Functional principle:** Photoelectric proximity sensor
- **Functional principle detail:** Background suppression
- **Light source:** PinPoint LED
- **Voltage type:** DC
- **Switching mode:** Light/dark switching
- **Type of light:** visible red light

Sensing range max.	Switching output	Adjustment	Connection type	Type	Part no.
1 mm ... 150 mm	NPN	Potentiometer	Cable with M8 male connector, 4-pin, 200 mm <sup>1)</sup>	WTB2S-2N3251	1066114
			Cable, 4-wire, 2 m <sup>1)</sup>	WTB2S-2N1151	1066113
				WTB2S-2N1151S26	1116488
				WTB2S-2N1151S43	1091234
	PNP	Potentiometer	Cable with M8 male connector, 4-pin, 200 mm <sup>1)</sup>	WTB2S-2P3251	1066111
			Cable, 3-wire, 2 m <sup>1)</sup>	WTB2S-2P1351S33	1082752
			Cable, 4-wire, 2 m <sup>1)</sup>	WTB2S-2P1151	1066110

<sup>1)</sup> Do not bend below 0 °C.

Sensing range max.	Switching output	Adjustment	Connection type	Type	Part no.
1 mm ... 18 mm	NPN	None	Cable with M8 male connector, 4-pin, 200 mm <sup>1)</sup>	WTB2S-2N3210	1064400
			Cable, 4-wire, 2 m <sup>1)</sup>	WTB2S-2N1110	1063516
	PNP	None	Cable with M8 male connector, 4-pin, 200 mm <sup>1)</sup>	WTB2S-2P3210	1063314
1 mm ... 36 mm	NPN	None	Cable, 4-wire, 2 m <sup>1)</sup>	WTB2S-2N1130	1063321
	PNP	None	Cable with M8 male connector, 4-pin, 200 mm <sup>1)</sup>	WTB2S-2P3230	1063517
1 mm ... 66 mm	NPN	None	Cable, 4-wire, 2 m <sup>1)</sup>	WTB2S-2N1160	1063546
	PNP	IO-Link	Cable, 4-wire, 3.1 m <sup>1)</sup>	WTB2SC-2P1044S25	1078971
		None	Cable with M8 male connector, 4-pin, 200 mm <sup>1)</sup>	WTB2S-2P3260	1063545
4 mm ... 110 mm	PNP	IO-Link		WTB2SC-2P3244A00	1063550
				WTB2SC-2P3244B05	1120664
				WTB2SC-2P3244S46	1100907
		Cable with connector M8, 3-pin, 200 mm <sup>1)</sup>	WTB2SC-2P3144B01	1105144	
4 mm ... 90 mm	PNP	IO-Link	Cable with M8 male connector, 4-pin, 200 mm <sup>1)</sup>	WTB2SC-2P3274A00	1063646
				WTB2SC-2P3274B02	1113399
			Cable, 4-wire, 600 mm <sup>1)</sup>	WTB2SC-2P1074B04	1117582

<sup>1)</sup> Do not bend below 0 °C.

- **Functional principle:** Photoelectric proximity sensor
- **Functional principle detail:** Background suppression
- **Light source:** LED
- **Voltage type:** DC
- **Switching mode:** Light switching
- **Type of light:** visible blue light

Sensing range max.	Switching output	Adjustment	Connection type	Type	Part no.
4 mm ... 40 mm	NPN	None	Cable, 3-wire, 2 m <sup>1)</sup>	WTB2S-2N1380	1072490
	PNP	None	Cable with connector M8, 3-pin, 200 mm <sup>1)</sup>	WTB2S-2P3180	1072489
			Cable, 3-wire, 2 m <sup>1)</sup>	WTB2S-2P1380	1088075

<sup>1)</sup> Do not bend below 0 °C.

- **Functional principle:** Photoelectric proximity sensor
- **Functional principle detail:** Background suppression, V-optics
- **Light source:** PinPoint LED
- **Voltage type:** DC
- **Switching mode:** Light switching
- **Type of light:** visible red light

Sensing range max.	Switching output	Adjustment	Connection type	Type	Part no.
1 mm ... 36 mm	NPN	Wire/pin	Cable, 4-wire, 2 m <sup>1)</sup>	WTV2S-2N1125	1088077
	PNP	Wire/pin	Cable with M8 male connector, 4-pin, 200 mm <sup>1)</sup>	WTV2S-2P3225	1082104
			Cable with M8 male connector, 4-pin, 500 mm <sup>1)</sup>	WTV2S-2P3220S52	1115590
		None	Cable with connector M8, 3-pin, 200 mm <sup>1)</sup>	WTV2S-2P3120	1064662
			Cable, 3-wire, 2 m <sup>1)</sup>	WTV2S-2P1320	1064660

<sup>1)</sup> Do not bend below 0 °C.

- **Functional principle:** Photoelectric proximity sensor
- **Functional principle detail:** Background suppression, V-optics
- **Light source:** PinPoint LED
- **Voltage type:** DC
- **Switching mode:** Dark switching
- **Type of light:** visible red light

Sensing range max.	Switching output	Adjustment	Connection type	Type	Part no.
1 mm ... 36 mm	PNP	Wire/pin	Cable, 4-wire, 2 m <sup>1)</sup>	WTV2S-2F1125	1128037
		None	Cable with connector M8, 3-pin, 200 mm <sup>1)</sup>	WTV2S-2F3120	1071810

<sup>1)</sup> Do not bend below 0 °C.

- **Functional principle:** Photoelectric proximity sensor
- **Functional principle detail:** Background suppression, V-optics
- **Light source:** PinPoint LED
- **Voltage type:** DC
- **Switching mode:** Light/dark switching
- **Type of light:** visible red light

Sensing range max.	Switching output	Adjustment	Connection type	Type	Part no.
1 mm ... 36 mm	NPN	None	Cable, 4-wire, 2 m <sup>1)</sup>	WTV2S-2N1320	1066109
	PNP	None	Cable with M8 male connector, 4-pin, 200 mm <sup>1)</sup>	WTV2S-2P3220	1064661

<sup>1)</sup> Do not bend below 0 °C.

- **Functional principle:** Photoelectric proximity sensor
- **Functional principle detail:** Background suppression, V-optics
- **Light source:** LED
- **Voltage type:** DC
- **Switching mode:** Light switching
- **Type of light:** visible blue light

Sensing range max.	Switching output	Adjustment	Connection type	Type	Part no.
1 mm ... 36 mm	PNP	Wire/pin	Cable with M8 male connector, 4-pin, 200 mm <sup>1)</sup>	WTV2S-2P3285	1089737
			Cable with M8 male connector, 4-pin, 2 m <sup>1)</sup>	WTV2S-2P3285S45	1094671
			Cable, 4-wire, 2 m <sup>1)</sup>	WTV2S-2P1185S01	1088660

<sup>1)</sup> Do not bend below 0 °C.

- **Functional principle:** Photoelectric retro-reflective sensor
- **Functional principle detail:** Without reflector minimum distance (autocollimation/coaxial optics)
- **Light source:** PinPoint LED
- **Voltage type:** DC
- **Switching mode:** Light switching
- **Type of light:** visible red light

Sensing range max.	Switching output	Adjustment	Connection type	Type	Part no.
0 m ... 1.2 m	NPN	Wire/pin	Cable, 4-wire, 2 m <sup>1)</sup>	WL2SG-2N1135	1065934
		None	Cable with connector M8, 3-pin, 200 mm <sup>1)</sup>	WL2S-2N3130	1091885
			Cable, 3-wire, 2 m <sup>1)</sup>	WL2S-2N1330	1064595
			Cable with special connector Typ 3M (37104-4101-G00 FL), 4-wire, 200 mm <sup>1)</sup>	WL2S-2N3030S13	1128306
	PNP	Teach-in button	Cable with M8 male connector, 4-pin, 355 mm <sup>1)</sup>	WL2SG-2P3236	1098619
		Wire/pin	Cable with M8 male connector, 4-pin, 200 mm <sup>1)</sup>	WL2SG-2P3235	1065929
			Cable with M8 male connector, 4-pin, 350 mm <sup>1)</sup>	WL2SG-2P3235S07	1104588
			Cable, 4-wire, 2 m <sup>1)</sup>	WL2SG-2P1135	1143274
		None	Cable with connector M8, 3-pin, 200 mm <sup>1)</sup>	WL2S-2P3130	1064592
			Cable, 3-wire, 2 m <sup>1)</sup>	WL2S-2P1330	1064590
			Cable, 3-wire, 3 m <sup>1)</sup>	WL2S-2P1030S02	1082598
			Cable, 3-wire, 5 m <sup>1)</sup>	WL2S-2P1030S10	1117190

<sup>1)</sup> Do not bend below 0 °C.

- **Functional principle:** Photoelectric retro-reflective sensor
- **Functional principle detail:** Without reflector minimum distance (autocollimation/coaxial optics)
- **Light source:** PinPoint LED
- **Voltage type:** DC
- **Switching mode:** Dark switching
- **Type of light:** visible red light

Sensing range max.	Switching output	Adjustment	Connection type	Type	Part no.
0 m ... 1.2 m	NPN	Wire/pin	Cable with M8 male connector, 4-pin, 200 mm <sup>1)</sup>	WL2SG-2E3235	1065936
			Cable, 4-wire, 2 m <sup>1)</sup>	WL2SG-2E1135	1065930
		None	Cable with special male connector, 4-pin, 250 mm <sup>1)</sup>	WL2S-2E3030S14	1141169
			Cable, 3-wire, 2 m <sup>1)</sup>	WL2S-2E1330	1064596
			Cable with special connector, 3-wire, 250 mm <sup>1)</sup>	WL2S-2E3030S11	1125198
	PNP	Wire/pin	Cable with M8 male connector, 4-pin, 200 mm <sup>1)</sup>	WL2SG-2F3235	1063647
			Cable, 4-wire, 5 m <sup>1)</sup>	WL2SG-2F1235	1077099
		None	Cable with connector M8, 3-pin, 200 mm <sup>1)</sup>	WL2S-2F3130	1064593
			Cable, 3-wire, 2 m <sup>1)</sup>	WL2S-2F1330	1064591
			Cable with special connector, 3-wire, 100 mm <sup>1)</sup>	WL2S-2F3030S03	1103245

<sup>1)</sup> Do not bend below 0 °C.



- **Functional principle:** Photoelectric retro-reflective sensor
- **Functional principle detail:** Without reflector minimum distance (autocollimation/coaxial optics)
- **Light source:** PinPoint LED
- **Voltage type:** DC
- **Switching mode:** Light/dark switching
- **Type of light:** visible red light

Sensing range max.	Switching output	Adjustment	Connection type	Type	Part no.
0 m ... 1.2 m	NPN	None	Cable with M8 male connector, 4-pin, 200 mm <sup>1)</sup>	WL2S-2N3230	1064659
			Cable with special connector 3M, 4-wire, 560 mm <sup>1)</sup>	WL2S-2N3030S05	1074791
			Cable with special connector 3M, 4-wire, 860 mm <sup>1)</sup>	WL2S-2N3030S06	1074792
			Cable with special connector Typ 3M (37104-4101-G00 FL), 4-wire, 250 mm	WL2S-2N3030S12	1125199
	PNP	IO-Link	Cable with M8 male connector, 4-pin, 200 mm <sup>1)</sup>	WL2SGC-2P3234A00	1063648
				WL2SGC-2P3234B01	1106695
		None	Cable with M8 male connector, 4-pin, 200 mm <sup>1)</sup>	WL2S-2K3230	1064594
				WL2S-2P3230	1063572
			Cable with M8 male connector, 4-pin, 300 mm	WL2S-2P3230S09	1116710
			Cable, 4-wire, 2 m <sup>1)</sup>	WL2S-2P1130	1064655

<sup>1)</sup> Do not bend below 0 °C.

- **Functional principle:** Through-beam photoelectric sensor
- **Light source:** PinPoint LED
- **Voltage type:** DC
- **Switching mode:** Dark switching
- **Type of light:** visible red light

Sensing range max.	Switching output	Adjustment	Connection type	Type	Part no.
0 m ... 2.5 m	NPN	None	Cable with connector M8, 3-pin, 200 mm <sup>1)</sup>	WSE2S-2E3130	1064588
			Cable, 3-wire, 2 m <sup>1)</sup>	WSE2S-2E1330	1064586
	PNP	None	Cable with connector M8, 3-pin, 200 mm <sup>1)</sup>	WSE2S-2F3130	1063523
			Cable with connector M8, 3-pin, 700 mm <sup>1)</sup>	WSE2S-2F3030S01	1068155
			Cable, 3-wire, 2 m <sup>1)</sup>	WSE2S-2F1330	1065941
			Cable, 3-wire, 5 m <sup>1)</sup>	WSE2S-2F1430	1077009

<sup>1)</sup> Do not bend below 0 °C.

- **Functional principle:** Through-beam photoelectric sensor
- **Light source:** PinPoint LED
- **Voltage type:** DC
- **Switching mode:** Light switching
- **Type of light:** visible red light

Sensing range max.	Switching output	Adjustment	Connection type	Type	Part no.
0 m ... 2.5 m	NPN	None	Cable, 3-wire, 2 m <sup>1)</sup>	WSE2S-2N1330	1064584
	PNP	None	Cable with connector M8, 3-pin, 200 mm <sup>1)</sup>	WSE2S-2P3130	1063521
			Cable with connector M8, 3-pin, 700 mm <sup>1)</sup>	WSE2S-2P3030S02	1069003
			Cable, 3-wire, 2 m <sup>1)</sup>	WSE2S-2P1330	1065940
				WSE2S-2P1330S03	1086435
			Cable, 3-wire, 5 m <sup>1)</sup>	WSE2S-2P1430	1075632

<sup>1)</sup> Do not bend below 0 °C.

- **Functional principle:** Through-beam photoelectric sensor
- **Light source:** PinPoint LED
- **Voltage type:** DC
- **Switching mode:** Light/dark switching
- **Type of light:** visible red light

Sensing range max.	Switching output	Adjustment	Connection type	Type	Part no.
0 m ... 2.5 m	NPN	None	Cable with M8 male connector, 4-pin, 200 mm <sup>1)</sup>	WSE2S-2N3230	1143685
			Cable, 4-wire, 2 m <sup>1)</sup>	WSE2S-2N1130	1063660
	PNP	None	Cable with M8 male connector, 4-pin, 200 mm <sup>1)</sup>	WSE2S-2P3230	1063650
				WSE2S-2P3230S04	1086969
			Cable, 4-wire, 2 m <sup>1)</sup>	WSE2S-2P1130	1143683

<sup>1)</sup> Do not bend below 0 °C.

## SICK AT A GLANCE

SICK is one of the leading manufacturers of intelligent sensors and sensor solutions for industrial applications. A unique range of products and services creates the perfect basis for controlling processes securely and efficiently, protecting individuals from accidents and preventing damage to the environment.

We have extensive experience in a wide range of industries and understand their processes and requirements. With intelligent sensors, we can deliver exactly what our customers need. In application centers in Europe, Asia and North America, system solutions are tested and optimized in accordance with customer specifications. All this makes us a reliable supplier and development partner.

Comprehensive services complete our offering: SICK LifeTime Services provide support throughout the machine life cycle and ensure safety and productivity.

For us, that is “Sensor Intelligence.”

## WORLDWIDE PRESENCE:

Contacts and other locations –[www.sick.com](http://www.sick.com)