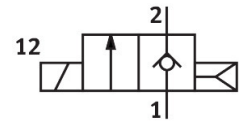




Solenoid valve

MHJ10-S-2,5-QS-1/4-MF-U

Part number: 565517

FESTO



 General operating condition

Data sheet

Feature	Value
Valve function	2/2-way, closed, monostable
Type of actuation	Electric
Construction width	10 mm
Standard nominal flow rate (standardised to DIN 1343)	100 l/min
pneumatic working port	QS-1/4
Operating voltage	24V DC
Operating pressure	0.05 MPa ... 0.6 MPa
Operating pressure	0.5 bar ... 6 bar
Operating pressure	7.25 psi ... 87 psi
Design	Poppet valve without spring return
Type of reset	Pneumatic spring
Degree of protection	IP55
Approval	RCM trademark
CE mark (see declaration of conformity)	To EU EMC Directive In accordance with EU RoHS Directive
UKCA marking (see declaration of conformity)	To UK instructions for EMC To UK RoHS instructions
Grid dimension	10.5 mm
Note on operation	Fixed power supply must be able to supply at least 1.7 A without voltage drop Do not operate without flow. For block mounting with flow, max. ambient temperature 45°C.
Sealing principle	Hard
Mounting position	optional
Manual override	None
Type of piloting	Direct
Flow direction	Non-reversible
Symbol	00992259
Reverse polarity protection	For operating voltage
Additional functions	Spark arresting Holding current reduction with energy recovery Safety shut-off
b value	0.38
C value	0.4 l/sbar
Max. switching frequency	1000 Hz
Switching time on 0.4 MPa (4 bar, 58 psi) and 24 V in new condition	0.8 ms
Switching time off 0.4 MPa (4 bar, 58 psi) and 24 V in new condition	0.4 ms

Feature	Value
Switching time on 0.05 MPa (0.5 bar, 7.25 psi) and 24 V in new condition	0.8 ms
Switching time off 0.05 MPa (0.5 bar, 7.25 psi) and 24 V in new condition	0.5 ms
Switching time on 0.6 MPa (6 bar, 87 psi) and 24 V in new condition	0.9 ms
Switching time off 0.6 MPa (6 bar, 87 psi) and 24 V in new condition	0.4 ms
Tolerance switching time off	+15%/-25%
Tolerance switching time on	+/-15%
Operational voltage range DC	21.6 V ... 26.4 V
Input resistance	34 kOhm
Duty cycle	100%
Characteristic coil data	24 V DC: low-current phase 2.0 W, high-current phase 7.0 W
Trigger signal voltage range DC	3 V ... 30 V
Note on input current	Linear rise 0.09-0.44 mA with a trigger signal of 3-15 V 0.44-15.44 mA with a trigger signal of 15-30 V
Permissible voltage fluctuations	+/- 10 %
Operating medium	Compressed air to ISO 8573-1:2010 [7:4:4]
Note on operating and pilot medium	Lubricated operation not possible
Restrictions for environmental and media temperature	As a function of switching frequency (see graph)
Corrosion resistance class CRC	2 - Moderate corrosion stress
LABS (PWIS) conformity	VDMA24364-B2-L
Storage temperature	-20 °C ... 50 °C
Permissible solenoid surface temperature	120 °C
Media temperature	-5 °C ... 60 °C
Ambient temperature	-5 °C ... 60 °C
Product weight	85 g
Electrical connection	3-wire Cable
Cable length	2.5 m
Type of mounting	Either: In-line installation With through-hole
Pneumatic connection, port 1	QS-1/4
Pneumatic connection, port 2	QS-1/4
Note on materials	RoHS-compliant
Material seals	HNBR
Material housing	PPS reinforced
Material cable sheath	PUR
Material screws	Steel