




Free Height

TE Internal #: 3-5353190-8  
PCB Mount Receptacle, Vertical, Board-to-Board, 100 Position, .6 mm [.024 in] Centerline, Gold (Au), Surface Mount, Signal, Black, Reel, Free Height

[View on TE.com >](#)

Connectors > PCB Connectors > PCB Headers & Receptacles



PCB Connector Type: **PCB Mount Receptacle**  
PCB Mount Orientation: **Vertical**  
Connector System: **Board-to-Board**  
Number of Positions: **100**  
Centerline (Pitch): **.6 mm [.024 in ]**

Features

Product Type Features

Ground Feature Type	Grounding Contact
PCB Connector Type	PCB Mount Receptacle
Connector System	Board-to-Board
Connector & Contact Terminates To	Printed Circuit Board
Connector Product Type	Connector Assembly

Configuration Features

Board-to-Board Configuration	Parallel
Stackable	Yes
PCB Mount Orientation	Vertical
Number of Positions	100

Electrical Characteristics

Operating Voltage	50 VAC
Insulation Resistance	2 MΩ
Dielectric Withstanding Voltage (Max)	200 VAC

Body Features

Primary Product Color	Black
-----------------------	-------

Contact Features

Contact Mating Area Plating Material Thickness	.76 μm[29.9212 μin]
--	---------------------



PCB Contact Termination Area Plating Material Thickness	.05 µm, 1 µm[1.9685 µin][39.37 µin]
Contact Layout	Inline
Contact Mating Area Length	1 mm, 1.3 mm
Contact Base Material	Copper Alloy
PCB Contact Termination Area Plating Material	Gold, Tin
Contact Mating Area Plating Material	Gold (Au)
Contact Type	Socket
Contact Current Rating (Max)	.5 A

Termination Features

Rectangular Termination Post & Tail Width	.9 mm[.035 in]
Rectangular Termination Post & Tail Thickness	.15 mm[.006 in]
Termination Method to PCB	Surface Mount

Mechanical Attachment

Mating Alignment Type	Polarization
PCB Mount Retention Type	Solder Peg
PCB Mount Alignment Type	Locating Posts
PCB Mount Retention	With
PCB Mount Alignment	With
Connector Mounting Type	Board Mount
Mating Alignment	With

Housing Features

Housing Material	High Temperature Thermoplastic
Centerline (Pitch)	.6 mm[.024 in]

Dimensions

Stack Height	4 mm[.157 in]
Connector Height	4 mm[.157 in]

Usage Conditions

Operating Temperature Range	-40 – 85 °C[-40 – 185 °F]
-----------------------------	---------------------------

Operation/Application

Circuit Application	Signal
---------------------	--------

Industry Standards

UL Flammability Rating	UL 94V-0
------------------------	----------



Packaging Features

Packaging Quantity	1000
Packaging Method	Reel

Product Compliance

For compliance documentation, visit the product page on TE.com>

EU RoHS Directive 2011/65/EU	Compliant
EU ELV Directive 2000/53/EC	Compliant
China RoHS 2 Directive MIIT Order No 32, 2016	No Restricted Materials Above Threshold
EU REACH Regulation (EC) No. 1907/2006	Current ECHA Candidate List: JAN 2025 (247) Candidate List Declared Against: JUNE 2024 (241) Does not contain REACH SVHC
Halogen Content	Low Halogen - Br, Cl, F, I < 900 ppm per homogenous material. Also BFR/CFR/PVC Free
Solder Process Capability	Reflow solder capable to 245°C

Product Compliance Disclaimer

This information is provided based on reasonable inquiry of our suppliers and represents our current actual knowledge based on the information they provided. This information is subject to change. The part numbers that TE has identified as EU RoHS compliant have a maximum concentration of 0.1% by weight in homogenous materials for lead, hexavalent chromium, mercury, PBB, PBDE, DBP, BBP, DEHP, DIBP, and 0.01% for cadmium, or qualify for an exemption to these limits as defined in the Annexes of Directive 2011/65/EU (RoHS2). Finished electrical and electronic equipment products will be CE marked as required by Directive 2011/65/EU. Components may not be CE marked. Additionally, the part numbers that TE has identified as EU ELV compliant have a maximum concentration of 0.1% by weight in homogenous materials for lead, hexavalent chromium, and mercury, and 0.01% for cadmium, or qualify for an exemption to these limits as defined in the Annexes of Directive 2000/53/EC (ELV). Regarding the REACH Regulation, the information TE provides on SVHC in articles for this part number is based on the latest European Chemicals Agency (ECHA) 'Guidance on requirements for substances in articles' posted at this URL: <https://echa.europa.eu/guidance-documents/guidance-on-reach>


Compatible Parts

 TE Part # 6318453-8 .6FHP11H,100,S,STD,08/Sn,ST,NSYes	 TE Part # 5353185-8 .6FHP06H,100,S,STD,08/Sn,TR,NSYes	 TE Part # 5353184-8 .6FHP04H,100,S,GIG,08/Sn,TR,NSYes	 TE Part # 6318950-8 .6FHP11H,100,S,STD,08/Sn,TR,NSYes
--	--	--	--

Also in the Series | Free Height



Board-to-Board Headers & Receptacles(747)



PCB Headers & Receptacles(747)

Customers Also Bought



TE Part #3-5353184-8  
.6FHP04H,100,S,GIG,30/Sn,TR,NSYes



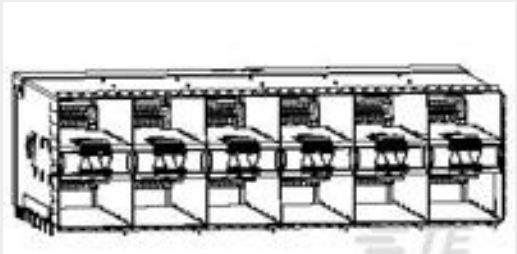
TE Part #1-5353999-0  
0.8FH,R05H.5,200,30/Sn,TR,SC



TE Part #2057402-1  
IMP100S,R,RA2P10C,UG,46



TE Part #1410477-2  
MULTI-GIG GD PIN KEY/ESD NI PL



TE Part #2198339-7  
zSFP+ STACKED 2X6 RECEPTACLE ASSEMBLY



TE Part #1-6450540-4  
MBXL VERT RCPT 10P+24S+12P



TE Part #2-1775470-3  
HPI CONN., 2.0MM, V/T, SMT, 3P, GF



TE Part #1551920-5  
ZQSFP+ CONNECTOR ASSEMBLY



TE Part #2170790-7  
CAGE ASSY, 1X4, QSFP28, SPRING, HS



TE Part #6766015-1  
CONN,SKT,CUSTOM CONN

Documents

- CAD Files
- 3D PDF
- 3D
- Customer View Model
- ENG\_CVM\_CVM\_3-5353190-8\_D.2d\_dxf.zip
- English
- Customer View Model
- ENG\_CVM\_CVM\_3-5353190-8\_D.3d\_igs.zip

3-5353190-8

PCB Mount Receptacle, Vertical, Board-to-Board, 100 Position, .6 mm [.024 in]  
Centerline, Gold (Au), Surface Mount, Signal, Black, Reel, Free Height



English

Customer View Model

[ENG\\_CVM\\_CVM\\_3-5353190-8\\_D.3d\\_stp.zip](#)

English

By downloading the CAD file I accept and agree to the [Terms and Conditions](#) of use.

Product Specifications

[Application Specification](#)

English