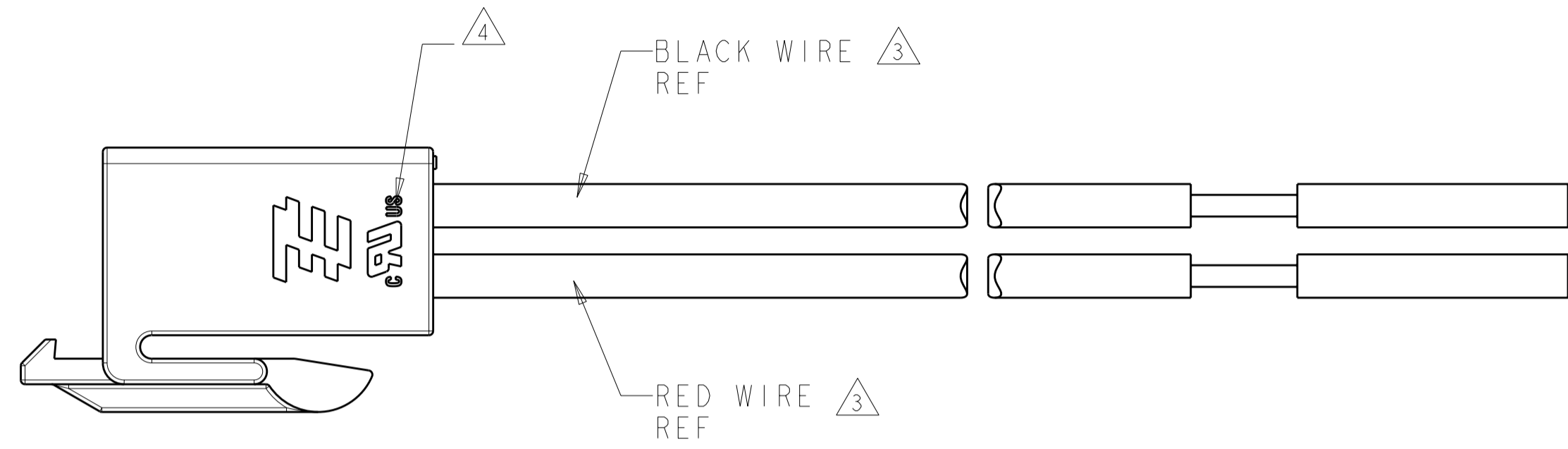
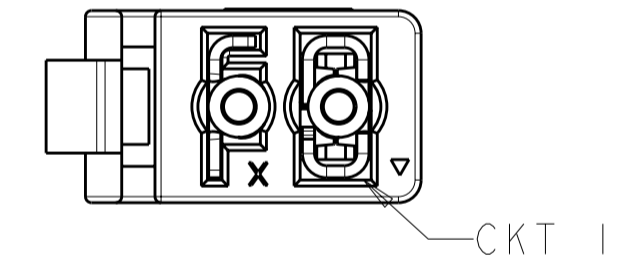
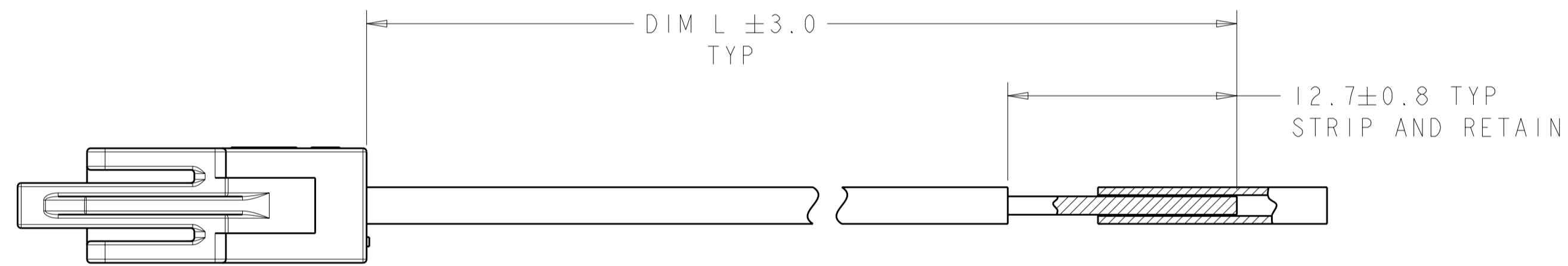


THIS DRAWING IS UNPUBLISHED. RELEASED FOR PUBLICATION 20
 © COPYRIGHT 20 BY TYCO ELECTRONICS CORPORATION. ALL RIGHTS RESERVED.

LOC		DIST		REVISIONS			
P	LTR	DESCRIPTION	DATE	DWN	APVD		
-	-	AI	REVISED PER ECR-10-006755	26MAR10	JR	DD	



- $\triangle 1$ MATERIALS AND FINISH:
 -HOUSING: PBT, COLOR: SEE TABLE
 -CONTACTS: COPPER ALLOY, FINISH: PRE-TIN
 -WIRE: 18 AWG, STRANDED, UL 1007 STYLE
- 2. MUST COMPLY WITH DIRECTIVE 2002/95/EC (ROHS)
- $\triangle 3$ REFER TO TABLE FOR WIRE COLOR
- $\triangle 4$ PENDING APPROVAL
- $\triangle 5$ PRELIMINARY - NOT FOR PRODUCTION



2058300-1 SHOWN

WIRE COLOR $\triangle 3$							
6	-	-	WHITE	-	-	-	WHITE
5	-	-	YELLOW	-	-	-	YELLOW
4	-	ORANGE	ORANGE	-	-	ORANGE	ORANGE
3	-	BLUE	BLUE	-	-	BLUE	BLUE
2	RED	RED	RED	RED	RED	RED	RED
1	BLACK	BLACK	BLACK	BLACK	BLACK	BLACK	BLACK
CKT	-1	-2	-3	-4 $\triangle 5$	1-1	1-2	1-3
PART NUMBER							

101.6	BLACK	6	1-2058300-3
101.6	BLACK	4	1-2058300-2
101.6	BLACK	2	1-2058300-1
1000.0	NATURAL	2	$\triangle 5$ 2058300-4
101.6	NATURAL	6	2058300-3
101.6	NATURAL	4	2058300-2
101.6	NATURAL	2	2058300-1
DIM L	HOUSING COLOR	POSN	PART NO.

THIS DRAWING IS A CONTROLLED DOCUMENT FOR TYCO ELECTRONICS CORPORATION. IT IS SUBJECT TO CHANGE AND THE CONTROLLING ENGINEERING ORGANIZATION SHOULD BE CONTACTED FOR THE LATEST REVISION.		DWN R. BROWN 02SPR2009	Tyco Electronics Harrisburg, PA 17105-3608	
DIMENSIONS: mm		CHK R. NARANG 02APR2009	NAME CABLE ASSEMBLY, WIRE TO BOARD CONNECTOR	
TOLERANCES UNLESS OTHERWISE SPECIFIED: 0 PLC \pm 1 PLC ± 0.2 2 PLC ± 0.13 3 PLC \pm 4 PLC \pm ANGLES \pm FINISH $\triangle 1$		APVD -	RESTRICTED TO -	
MATERIAL $\triangle 1$		PRODUCT SPEC -	SIZE A200779	DRAWING NO C-2058300
CUSTOMER DRAWING		APVD -	SCALE 3:1	SHEET 1 OF 1