



Connectors > Audio & Video Connectors > HDMI Connectors



Connector & Housing Type: **Receptacle**

Connector Profile: **Standard**

Number of Ports: **1**

PCB Mount Location: **Top**

PCB Mount Orientation: **Right Angle**

Features

Product Type Features

Connector & Housing Type	Receptacle
Connector System	Cable-to-Board
Connector & Contact Terminates To	Printed Circuit Board

Configuration Features

Stacked	No
Number of Ports	1
PCB Mount Orientation	Right Angle
Number of Positions	19

Body Features

Shell Plating Material	Tin
Shell Plating Finish	Matte
Connector Profile	Standard

Contact Features

Contact Mating Area Plating Material	Gold (Au)
Contact Mating Area Plating Material Thickness	.3 µm[11.76 µin]
Contact Current Rating (Max)	.5 A



Termination Features

Termination Post & Tail Length	.7 mm[.026 in]
Termination Method to PCB	Surface Mount

Mechanical Attachment

PCB Mount Retention Type	Straight Leg
PCB Mount Location	Top
Connector Mounting Type	Board Mount

Housing Features

Housing Color	Black
Centerline (Pitch)	1 mm[.039 in]

Dimensions

PCB Thickness (Min)	1.6 mm[.063 in]
---------------------	-----------------

Usage Conditions

Mating Cycles (Max)	10000
Soldering Temperature (Max)	260 °C

Operation/Application

Assembly Process Feature	Carrier Tape
Circuit Application	Signal

Packaging Features

Packaging Method	Tape & Reel
------------------	-------------

Product Compliance

For compliance documentation, visit the product page on [TE.com](#)>

EU RoHS Directive 2011/65/EU	Compliant
EU ELV Directive 2000/53/EC	Out of Scope
China RoHS 2 Directive MIIT Order No 32, 2016	No Restricted Materials Above Threshold
EU REACH Regulation (EC) No. 1907/2006	Current ECHA Candidate List: JAN 2025 (247) Candidate List Declared Against: JUNE 2023 (235) Does not contain REACH SVHC
Halogen Content	Low Halogen - Br, Cl, F, I < 900 ppm per homogenous material. Also BFR/CFR/PVC Free




Solder Process Capability

Reflow solder capable to 245°C


Product Compliance Disclaimer

This information is provided based on reasonable inquiry of our suppliers and represents our current actual knowledge based on the information they provided. This information is subject to change. The part numbers that TE has identified as EU RoHS compliant have a maximum concentration of 0.1% by weight in homogenous materials for lead, hexavalent chromium, mercury, PBB, PBDE, DBP, BBP, DEHP, DIBP, and 0.01% for cadmium, or qualify for an exemption to these limits as defined in the Annexes of Directive 2011/65/EU (RoHS2). Finished electrical and electronic equipment products will be CE marked as required by Directive 2011/65/EU. Components may not be CE marked. Additionally, the part numbers that TE has identified as EU ELV compliant have a maximum concentration of 0.1% by weight in homogenous materials for lead, hexavalent chromium, and mercury, and 0.01% for cadmium, or qualify for an exemption to these limits as defined in the Annexes of Directive 2000/53/EC (ELV). Regarding the REACH Regulation, the information TE provides on SVHC in articles for this part number is based on the latest European Chemicals Agency (ECHA) 'Guidance on requirements for substances in articles' posted at this URL: <https://echa.europa.eu/guidance-documents/guidance-on-reach>


Customers Also Bought



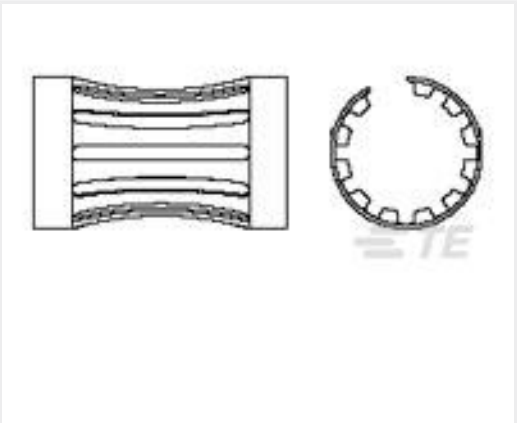
TE Part #207438-2
CONTACT,PIN,AUDIO MICRO




TE Part #2151627-1
OCEAN_2.0_Applicator-S-062F080O-RSM




TE Part #734520-1
.110 FAST.HANDTOOL




TE Part #4-192043-5
LA4(.006)GOLD




TE Part #2836399-1
OCEAN_2.0_Applicator-S-042F070F-RSM




TE Part #4-456135-1
CRIMPER, INSULATION "O" (.062)




TE Part #63612-1
RING AMVAR 22-18 025TPBR



TE Part #2150074-1
OCEAN_2.0_Applicator-E-090F140F-REM



TE Part #2-6609028-2
20VK7=F7805 S0



TE Part #207437-2
CONTACT,SOCKET,AUDIO MICRO

Documents

- CAD Files
- Customer View Model
- ENG_CVM_CVM_5-1903015-5_S.2d_dxf.zip



English

[3D PDF](#)

3D

Customer View Model

[ENG_CVM_CVM_5-1903015-5_S.3d_igs.zip](#)

English

Customer View Model

[ENG_CVM_CVM_5-1903015-5_S.3d_stp.zip](#)

English

By downloading the CAD file I accept and agree to the [Terms and Conditions](#) of use.

Product Specifications

HDMI SMT SHORT TYPE

Japanese

Product Specification

Japanese