

# MIL-DTL-83513/03 & /04 Micro-D Connectors Metal Shell Crimp, Pre-Wired



Micro-D  
MIL-DTL-83513



**Micro-D Pre-Wired Pigtails** — These connectors feature gold-plated TwistPin contacts and mil spec crimp termination. Specify aluminum shells for best availability. 100% tested and backpotted, ready for use.

**Choose the Wire Type To Fit Your Application** — For lightest weight and smallest diameter, select M22759/33 space grade insulated wire.

## HOW TO ORDER METAL SHELL PRE-WIRED CRIMP MIL-DTL-83513 MICRO-D CONNECTORS

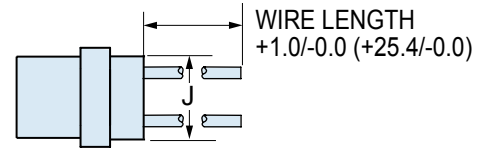
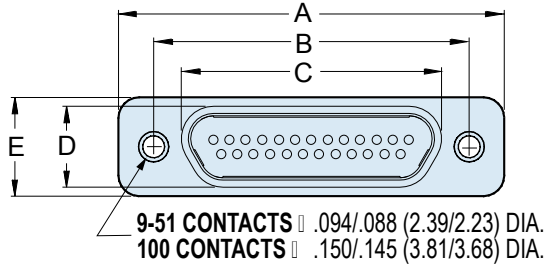
Base Part Number	Slash Number	Shell Size	Wire Type	Shell Finish
<b>M83513</b>	<b>/03</b> Pin Connector (Plug)	<b>A</b> <b>B</b> <b>C</b> <b>D</b>	<b>M22759/11-26 Teflon®-Insulated Hookup Wire</b> <b>01</b> – 18 Inches (457mm), White <b>02</b> – 36 Inches (914mm), White <b>03</b> – 18 Inches (457mm), 10 Color Repeating <b>04</b> – 36 Inches (914mm), 10 Color Repeating <b>13</b> – 72 Inches (1829mm), White <b>14</b> – 72 Inches (1829mm), 10 Color Repeating <b>M22759/33-26 Irradiated Tefzel® Insulated Hookup Wire</b> <b>09</b> – 18 Inches (457mm), White <b>10</b> – 36 Inches (914mm), White <b>11</b> – 18 Inches (457mm), 10 Color Repeating <b>12</b> – 36 Inches (914mm), 10 Color Repeating <b>15</b> – 72 Inches (1829mm), White <b>16</b> – 72 Inches (1829mm), 10 Color Repeating <b>25 AWG Single Strand Uninsulated Wire</b> <b>05</b> – .500 Inch (12.7mm), Gold Plated <b>06</b> – 1.000 Inch (25.4mm), Gold Plated <b>07</b> – .500 Inch (12.7mm), Tin-Lead Plated <sup>(2)</sup> <b>08</b> – 1.000 Inch (25.4mm), Tin-Lead Plated <sup>(2)</sup>	<b>C</b> – Cadmium <b>N</b> – Electroless Nickel <b>P</b> – Passivated SST
	<b>/04</b> Socket Connector (Receptacle)	<b>E</b> <b>F</b> <b>G</b> <b>H</b>		
		Codes A - H specify the shell size. The number of contacts is shown below for reference.		
		A – 9 B – 15 C – 21 D – 25 E – 31 F – 37 G – 51 H – 100		
<b>Sample Part Number</b>				
<b>M83513</b>	<b>/04</b>	<b>— B</b>	<b>09</b>	<b>N</b>

## APPLICATION NOTES

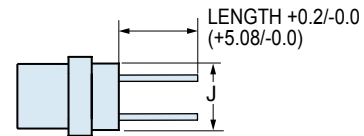
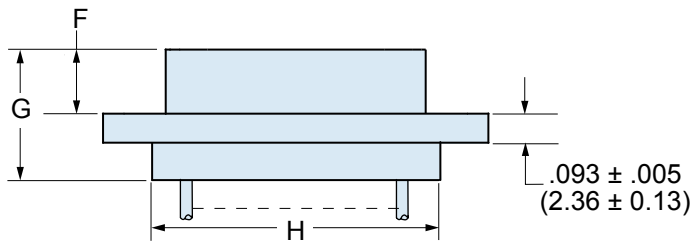
- Shell Material & Finish:** Cadmium plating offers better corrosion resistance compared to nickel, but cad is not acceptable for space or RoHS applications. Electroless nickel plated aluminum is recommended for new design activity. Or, choose stainless steel shells for corrosive environments.
- Tin-Plated Wire:** The next revision of the mil spec is expected to prohibit the use of pure tin. Glenair M83513 connectors do not contain any components exceeding 97% tin.
- M22759/33 Corrosion:** The M83513 spec contains a cautionary note regarding M22759/33 wire. The wire insulation is known to cause corrosion to metal parts when stored in a sealed environment. This corrosion has been observed on M83513 connectors. Glenair has implemented a packaging procedure to minimize or eliminate this problem. Connectors are individually wrapped with teflon tape, and the unit pack is a perforated paper envelope. M22759/33 continues to be the preferred wire for space applications.



# MIL-DTL-83513/03 & /04 Micro-D Connectors Metal Shell Crimp, Pre-Wired



LENGTH FOR INSULATED STRANDED WIRE



LENGTH FOR UNINSULATED WIRE

## DIMENSIONS

Layout	A Max.		B		C Max.		D Max.		E Max.		F		G Max.		H Max.		J Max.	
	In.	mm.	In. $\pm .003$	mm. $\pm 0.08$	In.	mm.	In.	mm.	In.	mm.	In. $\pm .003$	mm. $\pm 0.08$	In.	mm.	In.	mm.	In.	mm.
9P	.785	19.94	.565	14.35	.333	8.46	.184	4.67	.310	7.87	.183	4.65	.416	10.57	.400	10.16	.270	6.86
9S	.785	19.94	.565	14.35	.400	10.16	.250	6.35	.310	7.87	.195	4.95	.429	10.90	.400	10.16	.270	6.86
15P	.935	23.75	.715	18.16	.483	12.27	.184	4.67	.310	7.87	.183	4.65	.416	10.57	.550	13.97	.270	6.86
15S	.935	23.75	.715	18.16	.551	14.00	.250	6.35	.310	7.87	.195	4.95	.429	10.90	.550	13.97	.270	6.86
21P	1.085	27.56	.865	21.97	.633	16.08	.184	4.67	.310	7.87	.183	4.65	.416	10.57	.700	17.78	.270	6.86
21S	1.085	27.56	.865	21.97	.701	17.81	.250	6.35	.310	7.87	.195	4.95	.429	10.90	.700	17.78	.270	6.86
25P	1.185	30.01	.965	24.51	.733	18.62	.184	4.67	.310	7.87	.183	4.65	.416	10.57	.800	20.32	.270	6.86
25S	1.185	30.01	.965	24.51	.801	20.35	.250	6.35	.310	7.87	.195	4.95	.429	10.90	.800	20.32	.270	6.86
31P	1.335	33.91	1.115	28.32	.883	22.43	.184	4.67	.310	7.87	.183	4.65	.416	10.57	.950	24.13	.270	6.86
31S	1.335	33.91	1.115	28.32	.951	24.16	.250	6.35	.310	7.87	.195	4.95	.429	10.90	.950	24.13	.270	6.86
37P	1.485	37.72	1.265	32.13	1.033	26.24	.184	4.67	.310	7.87	.183	4.65	.416	10.57	1.100	27.94	.270	6.86
37S	1.485	37.72	1.265	32.13	1.101	27.96	.250	6.35	.310	7.87	.195	4.95	.429	10.90	1.100	27.94	.270	6.86
51P	1.435	36.45	1.215	30.86	.983	24.97	.228	5.79	.351	8.92	.183	4.65	.416	10.57	1.050	26.67	.310	7.87
51S	1.435	36.45	1.215	30.86	1.051	26.70	.296	7.52	.351	8.92	.195	4.95	.429	10.90	1.050	26.67	.310	7.87
100P	2.170	55.12	1.800	45.72	1.383	35.13	.270	6.86	.394	10.01	.183	4.65	.416	10.57	1.442	36.63	.360	9.14
100S	2.170	55.12	1.800	45.72	1.451	36.86	.333	8.46	.394	10.01	.195	4.95	.429	10.90	1.442	36.63	.360	9.14