

➤ SERIES 3250 - SINGLE AND DOUBLE-POLE ROCKER SWITCHES IP 66/IP 68

TO 20 (10) A 12 AND 24 V DC 1E5



PRODUCT FEATURES

- ➔ High dust and water protection with IP 66 and IP 68
- ➔ Unique and millions of times proven snap-action switching system
- ➔ Self cleaning due to relative movement
- ➔ Up to 4 integrated LEDs for background and function illumination
- ➔ Mechanical life $\geq 500\,000$ cycles
- ➔ Wide range up to 20 A at 12 / 24 VDC
- ➔ Large variety of all required switching and circuit options
- ➔ Attractive design with various cap shapes and colors
- ➔ Large selection of laser etched symbols and accessories
- ➔ Individually configurable on www.marquardt-switches.com/configurator3250


ON REQUEST

- ➔ Further cap symbols (laser etched)
- ➔ Further switching functions
- ➔ Further illumination variants
- ➔ Further cap colors
- ➔ Customer specific cap style

Mechanical life endurance	50E4
Operating force	7 N to 12 N +1,5 N
Contact resistance (new condition)	< 100 mOhm (1 A 12 V DC)
Insulation resistance (new condition)	> 100 MOhm (500 V DC)
Proof tracking	250 PTI
Actuator	IP 66 and IP 68 actuator side
Ambient temperature	terminal side -40 °C ... +85 °C actuating side -40 °C ... +85 °C
Material actuator housing terminals	PA glass fiber-reinforced / PC PA / PP silver plated
Terminal type	Quick-connect terminal
Lighting type	Symbol position 1 + 2 green; red function illumination red; yellow external function illumination red; yellow
Lighting voltage	24 V 12 V

➤ SERIES 3250 - SINGLE AND DOUBLE-POLE ROCKER SWITCHES IP 66/IP 68

TO 20 (10) A 12 AND 24 V DC 1E5

 single-pole	Lighting voltage (V)	Housing color										Terminal type	Terminal description	Product code	Miscellaneous	Stock version	
	20 (10) A 24 V DC 1E5	20 (10) A 12 V DC 1E5	10 (5) A 24 V DC 1E5	10 (5) A 12 - 24 V DC 1E5	10 (5) A 12 V DC 1E5	< 100 mA 24 V DC 5E5	< 100 mA 12 V DC 5E5										
ON / OFF switch (SPST)																	
3250.0009	24	○											⏏	3.0 x 0.8	3250-1A-30-3-0	with search lighting LED green circuit symbol: 50.01	
3250.0033	24	○											⏏	3.0 x 0.8	3250-1A-40-3-0	with search lighting LED red circuit symbol: 50.01	
3250.0007	24		○										⏏	3.0 x 0.8	3250-1A-30-1-0	with search lighting LED green circuit symbol: 50.01	
3250.0013	24		○										⏏	3.0 x 0.8	3250-1A-31-1-0	with function indicator LED red with search lighting LED green circuit symbol: 50.13	
3251.0002	24		○										⏏	3.0 x 0.8	3250-1A-31-1-0-A0-bl-0719-0000-01	with function indicator LED red with search lighting LED green with pre assembled cap circuit symbol: 50.13	
3251.0005	24		○										⏏	3.0 x 0.8	3250-1A-31-1-0-A0-re-1360-0000-00	with search lighting LED green with pre assembled cap circuit symbol: 50.01	
3250.0006	12		○										⏏	3.0 x 0.8	3250-1A-10-3-0	with search lighting LED green circuit symbol: 50.01	
3250.0030	12		○										⏏	3.0 x 0.8	3250-1A-20-3-0	with search lighting LED red circuit symbol: 50.01	
3250.0001				○									⏏	3.0 x 0.8	3250-1A-00-1-0	circuit symbol: 50.43	
Normally open contact (SPNO)																	
3250.0060	24	○											⏏	3.0 x 0.8	3250-1B-30-3-0	with search lighting LED green circuit symbol: 50.02	
3250.0072	24	○											⏏	3.0 x 0.8	3250-1B-40-3-0	with search lighting LED red circuit symbol: 50.02	
3250.0057	12		○										⏏	3.0 x 0.8	3250-1B-10-3-0	with search lighting LED green circuit symbol: 50.02	
3250.0069	12		○										⏏	3.0 x 0.8	3250-1B-20-3-0	with search lighting LED red circuit symbol: 50.02	
3250.0052				○									⏏	3.0 x 0.8	3250-1B-00-1-0	circuit symbol: 50.44	
Changeover switch (SPDT)																	
3250.0118	24		○										⏏	3.0 x 0.8	3250-1E-31-1-0	with function indicator LED red with search lighting LED green circuit symbol: 50.17	
3250.0142	24		○										⏏	3.0 x 0.8	3250-1E-41-1-0	with function indicator LED yellow with search lighting LED red circuit symbol: 50.17	
3250.0115	12			○									⏏	3.0 x 0.8	3250-1E-11-1-0	with function indicator LED red with search lighting LED green circuit symbol: 50.17	
3250.0139	12			○									⏏	3.0 x 0.8	3250-1E-21-1-0	with function indicator LED yellow with search lighting LED red circuit symbol: 50.17	
3250.0106				○									⏏	3.0 x 0.8	3250-1E-00-1-0	circuit symbol: 50.47	
Changeover switch (SPDT momentary)																	
3250.0163	24		○										⏏	3.0 x 0.8	3250-1F-30-1-0	with search lighting LED green circuit symbol: 50.06	
3250.0170	24				○								⏏	3.0 x 0.8	3250-1F-34-2-0	with function indicator LED red with search lighting LED green circuit symbol: 50.24	
3250.0160	12			○									⏏	3.0 x 0.8	3250-1F-10-1-0	with search lighting LED green circuit symbol: 50.06	
3250.0167	12					○							⏏	3.0 x 0.8	3250-1F-14-2-0	with function indicator LED red with search lighting LED green circuit symbol: 50.24	

ROCKERSWITCHES

PUSHBUTTON SWITCHES

TOGGLE SWITCHES

SLIDE SWITCHES

ROTARY SWITCHES

FOOT SWITCHES

TACT AND KEY SWITCHES

SWAP-ACTION SWITCHES

MICRO-SIGNAL SWITCHES














SENSORS

ECO

PUSH'DRIVE

➤ SERIES 3250 - SINGLE AND DOUBLE-POLE ROCKER SWITCHES IP 66/IP 68
























TO 20 (10) A 12 AND 24 V DC 1E5

 double-pole	Lighting voltage (V)	Housing color	20 (10) A 24 V DC 1E5	20 (10) A 12 V DC 1E5	10 (5) A 24 V DC 1E5	10 (5) A 12 - 24 V DC 1E5	10 (5) A 12 V DC 1E5	< 100 mA 24 V DC 5E5	< 100 mA 12 V DC 5E5	Terminal type	Terminal description	Product code	Miscellaneous	Stock version
	ON / OFF switch (DPST)													
3250.0196	24					○					3.0 x 0.8	3250-2A-31-1-0	with function indicator LED red with search lighting LED green circuit symbol: 50.25	
3250.0184					○						3.0 x 0.8	3250-2A-00-1-0	circuit symbol: 50.49	
Changeover switch (DPDT)														
3250.0301	24				○						3.0 x 0.8	3250-2E-31-1-0	with function indicator LED red with search lighting LED green circuit symbol: 50.29	
3250.0325	24				○						3.0 x 0.8	3250-2E-41-1-0	with function indicator LED yellow with search lighting LED red circuit symbol: 50.29	
3250.0298	12					○					3.0 x 0.8	3250-2E-11-1-0	with function indicator LED red with search lighting LED green circuit symbol: 50.29	
3250.0322	12					○					3.0 x 0.8	3250-2E-21-1-0	with function indicator LED yellow with search lighting LED red circuit symbol: 50.29	
3251.0003	12					○					3.0 x 0.8	3250-2E-21-1-0-B0-bl-1370-0000-01	with function indicator LED yellow with search lighting LED red with pre assembled cap circuit symbol: 50.29	
3250.0289					○						3.0 x 0.8	3250-2E-00-1-0	circuit symbol: 50.53	
Changeover switch (DPDT momentary)														
3250.0346	24				○						3.0 x 0.8	3250-2F-30-1-0	with search lighting LED green circuit symbol: 50.42	
3250.0353	24					○					3.0 x 0.8	3250-2F-35-2-0	with function indicator LED red with search lighting LED green circuit symbol: 50.36	
3250.0343	12					○					3.0 x 0.8	3250-2F-10-1-0	with search lighting LED green circuit symbol: 50.42	
3250.0350	12							○			3.0 x 0.8	3250-2F-15-2-0	with function indicator LED red with search lighting LED green circuit symbol: 50.36	

ROCKERSWITCHES
 PUSHBUTTON SWITCHES
 TOGGLE SWITCHES
 SLIDE SWITCHES
 ROTARY SWITCHES
 FOOT SWITCHES
 TACT AND KEY SWITCHES
 SNAP-ACTION SWITCHES
 MICRO-SIGNAL SWITCHES
 SENSORS
 ECO
 PUSH N'DRIVE

➔ SERIES 3250 - SINGLE AND DOUBLE-POLE ROCKER SWITCHES IP 66/IP 68

TO 20 (10) A 12 AND 24 V DC 1E5

 Combination	Lighting voltage (V)	Housing color	20 (10) A 24 V DC 1E5	20 (10) A 12 V DC 1E5	10 (5) A 24 V DC 1E5	10 (5) A 12 - 24 V DC 1E5	10 (5) A 12 V DC 1E5	< 100 mA 24 V DC 5E5	< 100 mA 12 V DC 5E5	Terminal type	Terminal description	Product code	Miscellaneous	Stock version
	3-step OFF-ON-ON switch (2xSPST)													
3250.0649					○						3.0 x 0.8	3250-5A-00-1-0	circuit symbol: 50.139	
Changeover switch with OFF-position in the center (2xSPST - Center OFF)														
3250.0379	24				○						3.0 x 0.8	3250-3A-34-1-0	with function indicator LED red with search lighting LED green circuit symbol: 50.113	
3250.0436	24				○						3.0 x 0.8	3250-3B-39-1-0	with search lighting LED green circuit symbol: 50.108 momentary function both sides	
3250.0431	24							○			3.0 x 0.8	3250-3B-48-2-0	with function indicator LED yellow with search lighting LED red momentary function both sides	
3250.0376	12						○				3.0 x 0.8	3250-3A-14-1-0	with function indicator LED red with search lighting LED green circuit symbol: 50.113	
3250.0433	12						○				3.0 x 0.8	3250-3B-19-1-0	mit Suchbeleuchtung LED grün Schaltzeichen: 50.108 Tastfunktion beidseitig	
3251.0004	12						○				3.0 x 0.8	3250-3B-19-1-0-B0-bl-1390-1380-00	mit Suchbeleuchtung LED grün Schaltzeichen: 50.108 Tastfunktion beidseitig	
3250.0428	12							○			3.0 x 0.8	3250-3B-28-2-0	mit Funktionsanzeige LED gelb mit Suchbeleuchtung LED rot Schaltzeichen: 50.128 Tastfunktion beidseitig	
3250.0367					○						3.0 x 0.8	3250-3A-00-1-0	Schaltzeichen: 50.121	
3250.0418					○						3.0 x 0.8	3250-3B-00-1-0	Schaltzeichen: 50.122 Tastfunktion beidseitig	
3-step changeover switch (2xSPDT)														
3250.0514	24				○						3.0 x 0.8	3250-4A-34-1-0	mit Funktionsanzeige LED rot mit Suchbeleuchtung LED grün Schaltzeichen: 50.117	
3250.0577	24				○						3.0 x 0.8	3250-4B-39-1-0	mit Suchbeleuchtung LED grün Schaltzeichen: 50.112 Tastfunktion beidseitig	
3250.0616	24				○						3.0 x 0.8	3250-4C-38-1-0	mit Funktionsanzeige LED rot mit Suchbeleuchtung LED grün Schaltzeichen: 50.137 Tastfunktion einseitig	
3250.0572	24						○				3.0 x 0.8	3250-4B-38-2-0	mit Funktionsanzeige LED rot mit Suchbeleuchtung LED grün Schaltzeichen: 50.132 Tastfunktion beidseitig	
3250.0590	24						○				3.0 x 0.8	3250-4B-48-2-0	mit Funktionsanzeige LED gelb mit Suchbeleuchtung LED rot Schaltzeichen: 50.132 Tastfunktion beidseitig	
3250.0511	12						○				3.0 x 0.8	3250-4A-14-1-0	mit Funktionsanzeige LED rot mit Suchbeleuchtung LED grün Schaltzeichen: 50.117	
3250.0574	12						○				3.0 x 0.8	3250-4B-19-1-0	mit Suchbeleuchtung LED grün Schaltzeichen: 50.112 Tastfunktion beidseitig	
3250.0613	12						○				3.0 x 0.8	3250-4C-18-1-0	mit Funktionsanzeige LED rot mit Suchbeleuchtung LED grün Schaltzeichen: 50.137 Tastfunktion einseitig	
3250.0569	12							○			3.0 x 0.8	3250-4B-18-2-0	mit Funktionsanzeige LED rot mit Suchbeleuchtung LED grün Schaltzeichen: 50.132 Tastfunktion beidseitig	
3250.0587	12							○			3.0 x 0.8	3250-4B-28-2-0		
3251.0001	12							○			3.0 x 0.8	3250-4B-28-2-0-B0-bl-1213-1223-02	mit Funktionsanzeige LED gelb mit Suchbeleuchtung LED rot Schaltzeichen: 50.132 Tastfunktion beidseitig	
3250.0496					○						3.0 x 0.8	3250-4A-00-K1-0	Schaltzeichen: 50.125	

ROCKERSWITCHES

PUSHBUTTON SWITCHES

TOGGLE SWITCHES

SLIDE SWITCHES

ROTARY SWITCHES

FOOT SWITCHES

TACT AND KEY SWITCHES

SWAP-ACTION SWITCHES

MICRO-SIGNAL SWITCHES


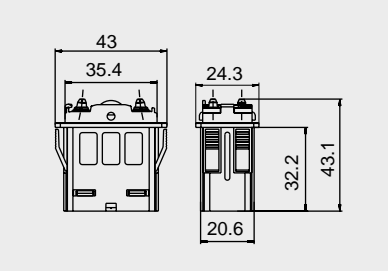
SENSORS

ECO

PUSH'DRIVE


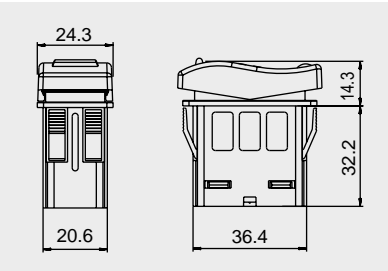
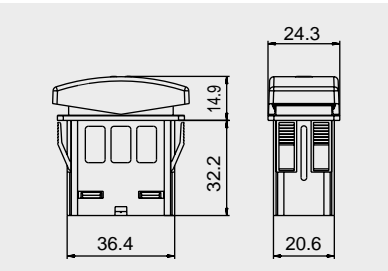
➤ SERIES 3250 - SINGLE AND DOUBLE-POLE ROCKER SWITCHES IP 66/IP 68

TO 20 (10) A 12 AND 24 V DC 1E5

Series 3250


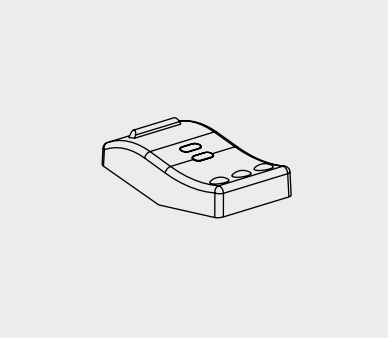
Quick-connect terminal 3.0 x 0.8

Series 3250

Quick-connect terminal 3.0 x 0.8

Quick-connect terminal 3.0 x 0.8

Cap design 1

black
203.990.015 - no light guide
203.105.016 - 1 light guide
203.105.026 - 2 light guide

red
203.990.045 - kein light guide
203.105.036 - 1 light guide
203.105.046 - 2 light guide

lock 1
203.107.016 - bl.; no light g.
203.107.046 - bl.; 1 light g.
203.107.076 - red.; no light g.
203.107.106 - red.; 1 light g.

lock 2
203.107.026 - bl.; no light g.
203.107.056 - bl.; 1 light g.
203.107.086 - red.; no light g.
203.107.116 - red.; 1 light g.

lock 3
203.107.036 - bl.; no light g.
203.107.066 - bl.; 1 light g.
203.107.096 - red.; no light g.
203.107.126 - red.; 1 light g.

Snap-on cap for basic type 3250. Painted black or red. With or without light guide for function illumination. Laser etched by customer or on request.

Versions with locking function:

- lock 1 in neutral position
- lock 2 in actuated position
- lock 3 in both positions

Note: Rocker must be ordered separately in addition to the basic switch. Assembly on request or on customer side.

ROCKER SWITCHES
PUSHBUTTON SWITCHES
TOGGLE SWITCHES
SLIDE SWITCHES
ROTARY SWITCHES
FOOT SWITCHES
TACT AND KEY SWITCHES
SNAP-ACTION SWITCHES
MICRO-SIGNAL SWITCHES
SENSORS
ECO
PUSH N' DRIVE

➤ SERIES 3250 - SINGLE AND DOUBLE-POLE ROCKER SWITCHES IP 66/IP 68

TO 20 (10) A 12 AND 24 V DC 1E5



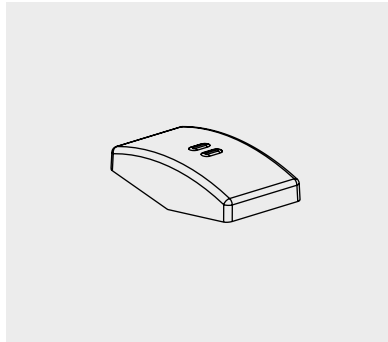
Cap design 2

black

- 203.991.015 - no light guide
- 203.106.016 - 1 light guide
- 203.106.026 - 2 light guide

red

- 203.991.045 - kein light guide
- 203.106.036 - 1 light guide
- 203.106.046 - 2 light guide



lock 1

- 203.108.016 - bl.; no light g.
- 203.108.046 - bl.; 1 light g.
- 203.108.076 - red; no light g.
- 203.108.106 - red.; 1 light g.

lock 2

- 203.108.026 - bl.; no light g.
- 203.108.056 - bl.; 1 light g.
- 203.108.086 - red.; no light g.
- 203.108.116 - red.; 1 light g.

Snap-on cap for basic type 3250. Painted black or red. With or without light guide for function illumination. Laser etched by customer or on request.

Versions with locking function:

- lock 1 in neutral position
- lock 2 in actuated position
- lock 3 in both positions

Note: Rocker must be ordered separately in addition to the basic switch. Assembly on request or on customer side.

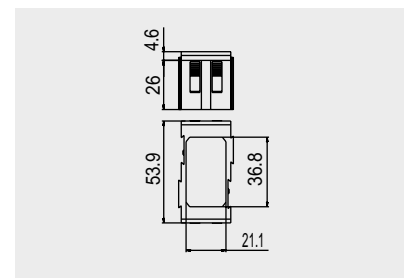
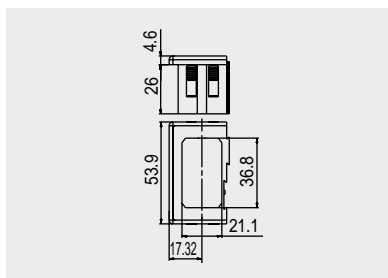
lock 3

- 203.108.036 - bl.; no light g.
- 203.108.066 - bl.; 1 light g.
- 203.108.096 - red.; no light g.
- 203.108.126 - red.; 1 light g.




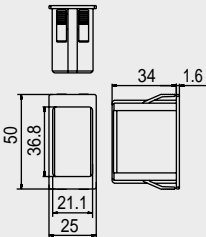
Assembly frame

- Can be stringed together; black
- 217.887.011 (end piece)
- 217.887.021 (center piece)




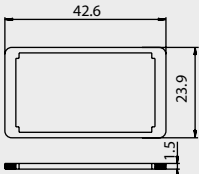
➤ SERIES 3250 - SINGLE AND DOUBLE-POLE ROCKER SWITCHES IP 66/IP 68

TO 20 (10) A 12 AND 24 V DC 1E5


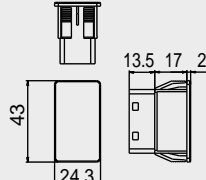
Adapter frame
217.879.011

Adapter frame for basic type 3250 in black. For cut-out 44 mm x 22 mm.


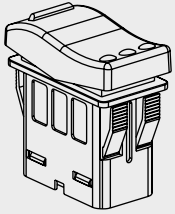
Panel seal
343.171.011
Seal for adapter frame
343.171.021

Panel seal for base switch 3250 / adapter frame 217.879.011. Dust- and water protection IP 67 from actuation side (correct customer assembly mandatory). Assembly on customers side or on demand. Thickness 1.5 mm; black.

Hole plug
237.036.011

Hole plug for basic type 3250. With support for block connector.

Pilot light 3257

Pilot light 3257 in the same design as basic type 3250 without switching function. With 2 LEDs. Different colors available on demand. Each LED individually controllable. Laser inscription by customer or on request.

ROCKER SWITCHES
PUSHBUTTON SWITCHES
TOGGLE SWITCHES
SLIDE SWITCHES
ROTARY SWITCHES
FOOT SWITCHES
TACT AND KEY SWITCHES
SNAP-ACTION SWITCHES
MICRO-SIGNAL SWITCHES
SENSORS
ECO
PUSH-IN DRIVE

➤ SERIES 3250 - SINGLE AND DOUBLE-POLE ROCKER SWITCHES IP 66/IP 68

TO 20 (10) A 12 AND 24 V DC 1E5



Tyco block connector for cable connection for basic switch 3250.
Black, Tyco no. 1418994

AK connector (AK 5820 03) on request.


Block connector
217.849.011



Tyco JPT (Junior Power Timer) female connectors for terminals of 3250 series.
Tyco No. 1355046.

Tyco MCP (Multiple Contact Point) on request.

Female connector
288.029.011

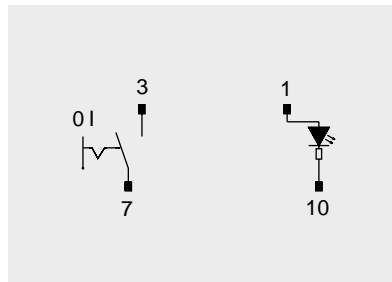


Lasered rocker symbols
(examples)
more on request

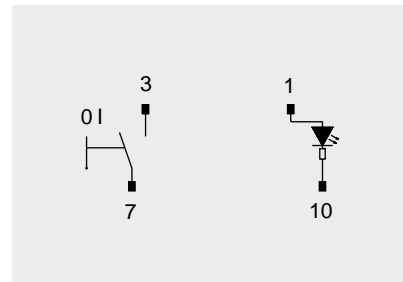
➤ SERIES 3250 - SINGLE AND DOUBLE-POLE ROCKER SWITCHES IP 66/IP 68

TO 20 (10) A 12 AND 24 V DC 1E5

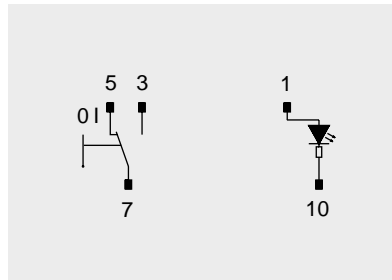
Circuit symbols



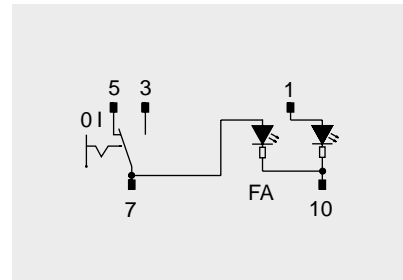
50.01



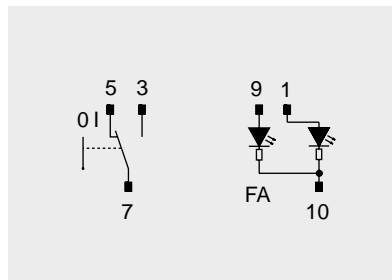
50.02



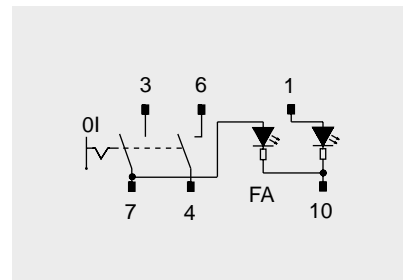
50.06



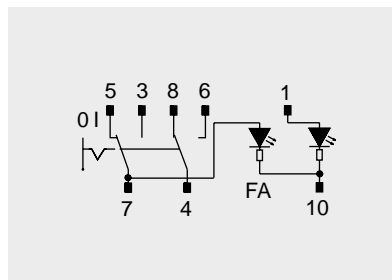
50.17



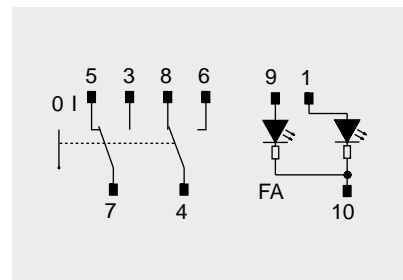
50.24



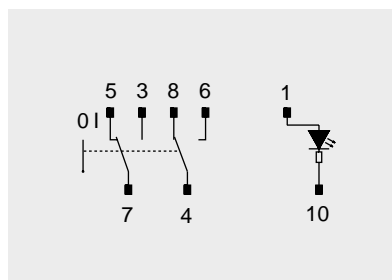
50.25



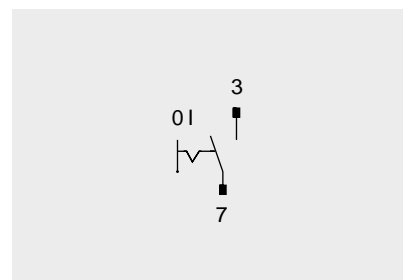
50.29



50.36



50.42



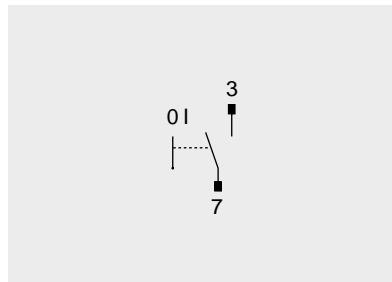
50.43

ROCKER SWITCHES
PUSHBUTTON SWITCHES
TOGGLE SWITCHES
SLIDE SWITCHES
ROTARY SWITCHES
FOOT SWITCHES
TACT AND KEY SWITCHES
SNAP-ACTION SWITCHES
MICRO-SIGNAL SWITCHES
SENSORS
ECO
PUSH-IN DRIVE

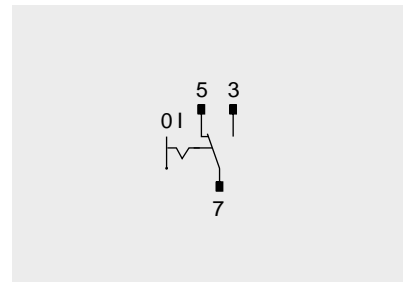
➤ SERIES 3250 - SINGLE AND DOUBLE-POLE ROCKER SWITCHES IP 66/IP 68

TO 20 (10) A 12 AND 24 V DC 1E5

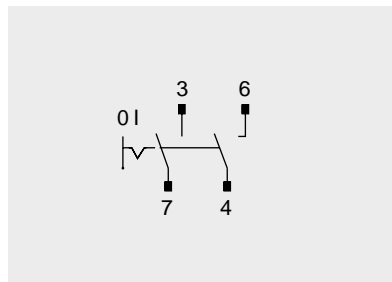
Circuit symbols
(continue from page 91)



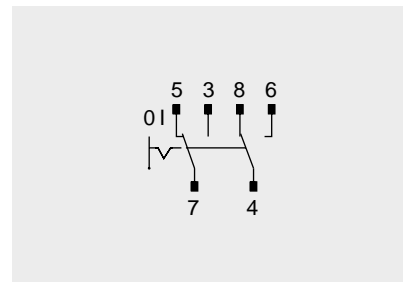
50.44



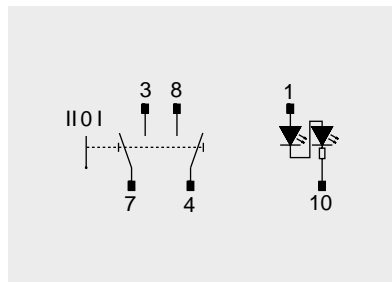
50.47



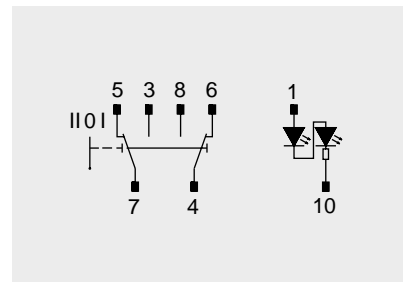
50.49



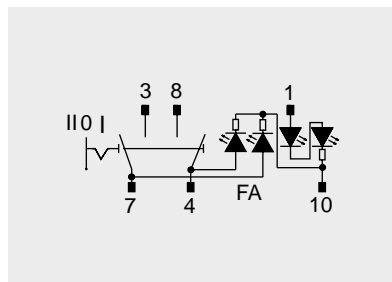
50.53



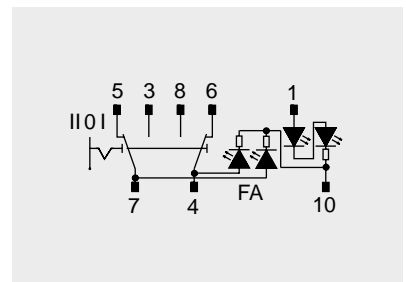
50.108



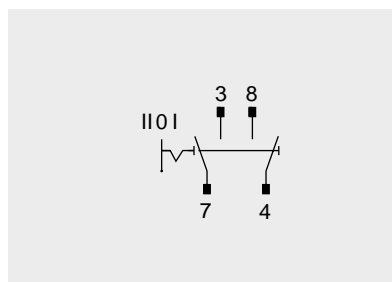
50.112



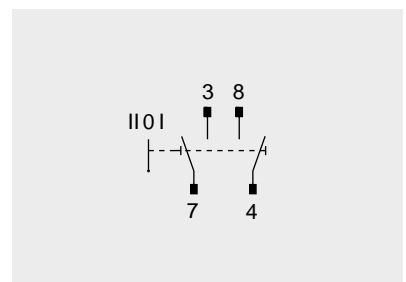
50.113



50.117



50.121

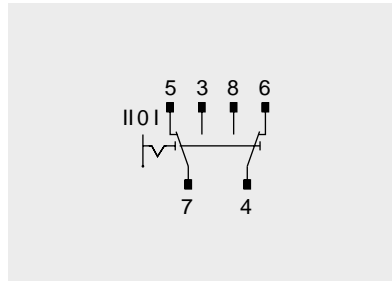


50.122

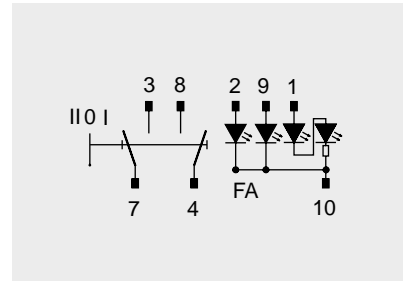
➤ SERIES 3250 - SINGLE AND DOUBLE-POLE ROCKER SWITCHES IP 66/IP 68

TO 20 (10) A 12 AND 24 V DC 1E5

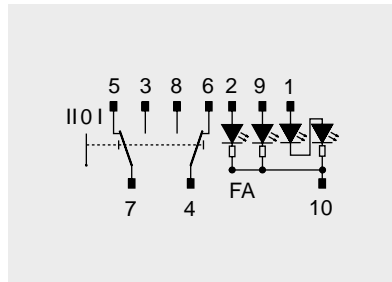
Circuit symbols
(continue from page 92)



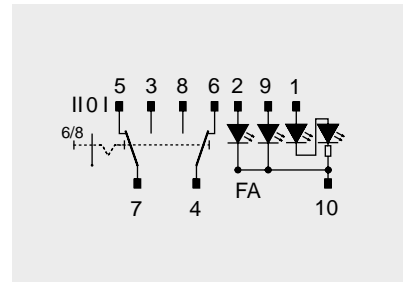
50.125



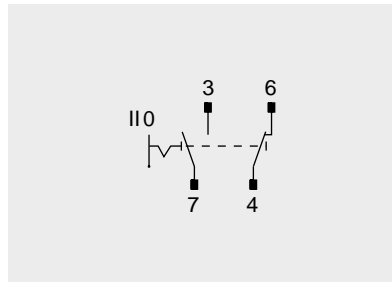
50.128



50.132

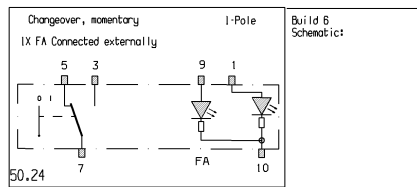
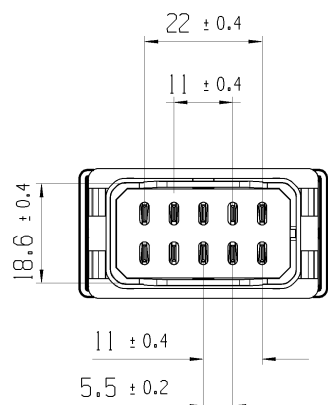


50.137

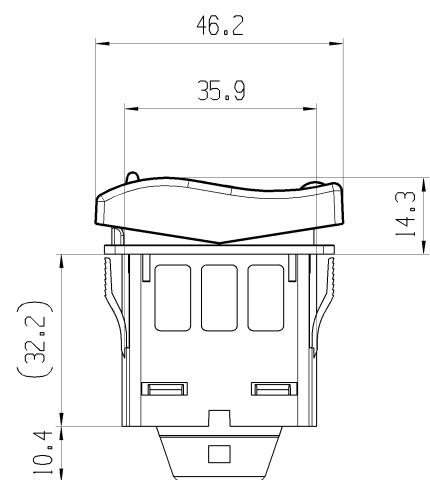


50.139

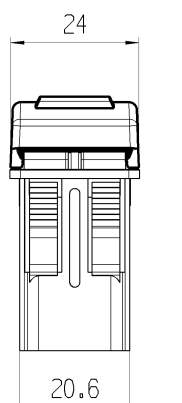
ROCKER SWITCHES
PUSHBUTTON SWITCHES
TOGGLE SWITCHES
SLIDE SWITCHES
ROTARY SWITCHES
FOOT SWITCHES
TACT AND KEY SWITCHES
SNAP-ACTION SWITCHES
MICRO-SIGNAL SWITCHES
SENSORS
ECO
PUSH N' DRIVE



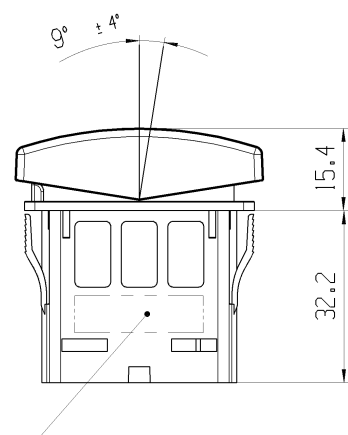
Schaltkreis
Schaltkreis Beispiel. Mehr Auswahl auf Blatt 02, 03, 07 & 08
Circuit diagram
Circuit example. more choices in sheet 02, 03, 07 & 08



Ausführung mit Kappe A und abgedichteten Stecker
Version with cap A & sealed connector

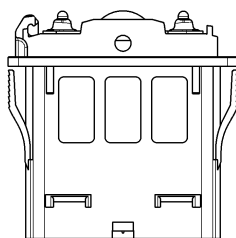


Ausführung mit Kappe A
Version with cap A

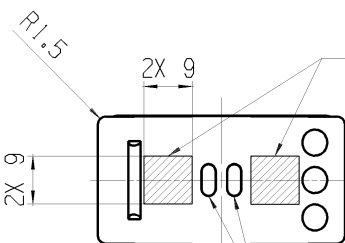
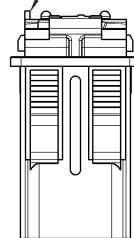


Ausführung mit Kappe B
Version with cap B

Umtastungskodierung fuer Kappe
Keying feature for cap



Ausführung ohne Kappe
Version without cap

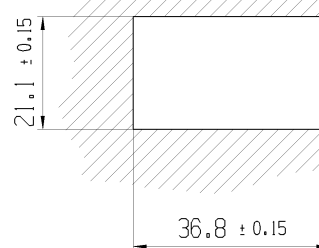


Symbolbereich
gelaserte Beschriftung
Area for symbol
laser marking

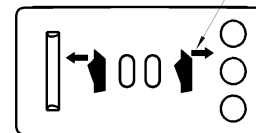
Funktionale Beleuchtung
Functional illumination
light pipes.

Empfohlene Wanddicke:
Suggested wall thicknesses:
1, 2, 3, 4, 5, 6 mm

Empfohlene Wanddicke mit Dichtung:
Suggested panel thicknesses with gasket:
1, 2, 3, 4, 5 mm



Empfohlener Ausschnitt
fuer Rastbefestigung
(Grat gegenueber
Bestueckungsseite)
Recommended cut-out for
snap-in ledge perpendicular
to snap-in direction



LED Kappenbeleuchtung
Symbol Beispiel. Mehr
Symbole auf Blatt 06
LED cap illumination
symbol example. more
symbols in sheet 06

Allgemeine Kenndaten
General Features

Lagerungstemperatur: -40° C to 85° C
Storage Temperature: -40° C to 85° C
Betriebstemperatur: -35° C to 70° C
Operating Temperature: -35° C to 70° C

Schutzklasse der mit Dichtung EN 60529: IP 66, 67
Protection Class with gasket per EN 60529: IP 66, 67

Elektrische Eigenschaften
Electrical Specifications

12 oder 24 Volt Gleichstrom wie auf dem Schalter erwaehnt
12 or 24 Vdc as noted per switch

Flachstecker: flache Anschlusse 3 x 0.8 ± 0.025
versilbert
Terminals: flat connector 3 x 0.8 ± 0.025
silver plated

Schaltungsart: Schnappen
Switch Type: Snap action

Kontaktbestueckung
contact fitting

K1: AgNi - Kontakte / contact
K2: Ag.gal Au - Kontakte / contact
K3: AgSnO2 - Kontakte / contact

Belastungstabelle
charging table

Lebensdauer: elektr. > 50.000 Zyklen
mech. > 500.000 Zyklen
Endurance: elect. > 50.000 cycle
mech. > 500.000 cycle

Belastungsart / charging type	Kontaktart / contact type	
	K1	K3
Lampenlast / lamp load	≤ 4A	≤ 7.5
Ohmsche Last / resistive load	≤ 10A	≤ 20A

K2: nur Sicherheitsschalter
(zwischen 10mA - 100mA); seltene Betaetigung
only safety switch
between 10mA - 100mA; seldom actuated

Kappe
Marquardtnummer 20x.xxx.xxx
Mehr Info: siehe Blatt 04
Marquardt part number 20x.xxx.xxx
Further cap info: see sheet 04

Grundschafter der Serie 3250
ohne Kappe
Basic switch of the series 3250
without cap

Dichtung
Marquardtnummer: 343.171.011
Ausssenabmessungen 142.6 x 23.9 x 1.51
Gasket
Marquardt part number: 343.171.011
External dimensions 142.6 x 23.9 x 1.51

Untere Dichtung
Lower Gasket
p/n 343.190.011

Steckergehaeuse
Marquardtnummer: 217.849.011
Steckhuelse: Tyco Timer Contact (AMP MCP2.8)
Switch Connector
Marquardt part number: 217.849.011
Receptacle: Tyco Timer Contact (AMP MCP2.8)

Steckergehaeuse
Sealed Connector
p/n 219.057.011

Einzel Adapterrahmen
Marquardtnummer 217.879.011
Mehr Info. Siehe Blatt 05
Single adapter
Marquardt part number: 217.879.011
Further info: see sheet 05

Zusätzliche Angaben
Additional informations

Blatt 02-03: Schaltkreise
Blatt 04: Kappen
Blatt 05: Adapterrahmen
Blatt 06: Symbole

Sheet 02, 03, 07 & 08: Circuits
Sheet 04: Caps
Sheet 05: Adapters
Sheet 06: Symbols

3251 Serie: Grundschafter 3250 mit Kappe
3251 series: basic switch 3250 with cap

Form und Lage FOR SHAPE AND LOC.	0.1	Allgemeintoleranzen UNTOLERANCED DIMENSIONS		Pause COPY	Blatt SHEET 01	TYP K	Zeichn./DRAWING NO. 32500000	Index c
Fuer Winkel FOR ANGLE	± 2	Abmasse und Nennmassbereiche Angaben in mm	Laenge LENGTH	Radien RADI	Original Din A2	MASSSTAB SCALE 1:1	BEDIENSCHALTER	
		0-6 ± 0.2	± 0.2	± 0.2			Panel Switch	
		6-15 ± 0.4	± 0.3	± 0.5				
		15-30 ± 0.4	± 0.5	± 10%				
		30-70 ± 0.6						
		70-120 ± 0.6						
		>120 ± 0.8						
Rev. c	88710	07/30/14	LIMB		CAD: NX V8.5			
Rev. b	85571	10/24/13	LIMB		gez./DRAWN BY 03/09/11 LIMB			
Rev. a	75365	10/13/11	BUFK		gepr./CHECKED BY			
Rev. 71984	05/06/11	LIMB			Ersatz fuer/REPLACEMENT OF			
Ausg. ISSUE	Aenderung REVISION	gez. DRAWN BY	Ausg. ISSUE	Aenderung REVISION	gez. DRAWN BY			



THIS DRAWING IS THE EXCLUSIVE PROPERTY OF MARQUARDT. WITHOUT THEIR CONSENT IT MAY NOT BE REPRODUCED OR GIVEN TO THIRD PARTIES.

VERTRAULICH CONFIDENTIAL

Alle Rechte bei Marquardt, auch fuer den Fall von Schutzrechtsanmaelungen. Jede Weiteruebergabe, wie Kopier- und Weitergaberecht, bei uns.