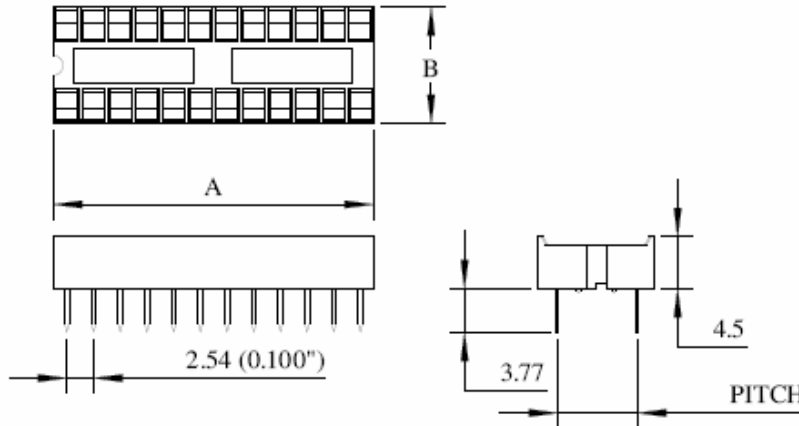



WINSLOW ADAPTICs

Data Sheet – Stamped I.C. Sockets W3100TRC W3100T

The W3100 Series uses a phosphor bronze contact with 2 plating options RHoS compliant Tin or Tin/Lead . Moulding material is 30%GF PBT rated to UL 94 V-0. Designed for automatic PCB loading machines features include; overstress protection, large target area for ease of IC insertion and a 35 degree angled contact to prevent the IC leg from going behind the contact during insertion.



Part No.	Pins	Pitch	A	B	Part No.	Pins	Pitch	A	B
W3106TRC	6	7.62	7.49	10.14	W3106T	6	7.62	7.49	10.14
W3108TRC	8	7.62	10.03	10.14	W3106T	8	7.62	10.03	10.14
W3114TRC	14	7.62	17.65	10.14	W3114T	14	7.62	17.65	10.14
W3116TRC	16	7.62	20.19	10.14	W3116T	16	7.62	20.19	10.14
W3118TRC	18	7.62	22.73	10.14	W3118T	18	7.62	22.73	10.14
W3120TRC	20	7.62	25.27	10.14	W3120T	20	7.62	25.27	10.14
W3122TRC	22	10.16	27.81	12.68	W3122T	22	10.16	27.81	12.68
W3124/3TRC	24	7.62	30.35	10.14	W3124/3T	24	7.62	30.35	10.14
W3124/4TRC	24	10.16	30.35	12.68	W3124/4T	24	10.16	30.35	12.68
W3124TRC	24	15.24	30.35	17.78	W3124T	24	15.25	30.35	17.78
W3128/3TRC	28	7.62	35.53	10.14	W3128T	28	7.62	35.53	10.14
W3128TRC	28	15.24	35.53	17.78	W3128T	28	15.24	35.53	17.78
W3132TRC	32	15.24	40.51	17.78	W3132T	32	15.24	40.51	17.78
W3140TRC	40	15.24	50.67	17.78	W3140T	40	15.24	50.67	17.78
W3142TRC	42	15.24	53.21	17.78	W3142T	42	15.24	53.21	17.78
W3148TRC	48	15.24	60.83	17.78	W3148T	48	15.25	60.83	17.78
W3164TRC	64	22.86	81.15	25.40	W3164T	64	22.86	81.15	25.40

Note: Dimensions are subject to change without prior notice.

WINSLOW ADAPTICS

Data Sheet – Stamped I.C. Sockets W3100TRC W3100T

General Specifications. Unless stated all values are typical.

Contact

Resistance:	10m ohms
Current Rating:	10 amp cont. 2.0 amp peak.
Capacitance:	0.5pF
Material:	Phosphor Bronze
Plating:	W3100TRC Nickel 2.5 microns over Pure Tin 6.0 microns W3100T 60/40 tin/lead 2/3 microns.
Insertion Force:	120/130 grams (1.18/1.27n) per pin 0.01" diameter.
Withdrawal Force:	50/70 grams (0.49/0.69n) per pin 0.01" diameter.
Point of contact:	0.061" (1.70mm) from top of socket.
Force to remove From moulding:	1.0lb minimum

Moulding

Material:	Glass-reinforced Polyester (PBT)
Insulation Resistance:	1010 Ohms (contact to contact) at 500VDC
Arc Resistance:	145 seconds at 23 degrees C
Electrical Strength:	121KV/cm at 23 degrees C
Dielectric Constant:	3.9 (48 hrs 90%RH) at 100Hz 23 degrees C 4.5 at 100Hz 121 degrees C 3.7 (48 hrs 90%RH) at 1MHz 23 degrees C 4.3 at 1MHz 121 degrees C
Dissipation Factor:	0.0077 (48 hrs 30%RH) at 100Hz 23 degrees C 0.0300 at 100Hz 121 degrees C 0.0150 (48 hrs 30%RH) at 1MHz 23 degrees C 0.0200 at 1MHz 121 degrees C
Volume Resistivity:	3 x 10 ¹³ ohms-CM (48 hrs 90%RH) at 25 degrees C 10 ¹³ ohms-CM at 121 degrees C
Operating Temperature:	-65 to 150 degrees C
Flammability:	UL94V-0


sales@winslowadaptics.com

[DIP Support products from Winslow Adaptics](#)


www.winslowadaptics.com




Custom Upgrades



Package



Conversion



Pitch Change

Also available from Winslow Adaptics are cost effective, time saving solutions to test, obsolescence, supply problems and upgrades. OEMs can upgrade equipment with custom Adaptics utilising additional logic, often saving considerable cost and time on re-design. If lead-time becomes an issue contact us for a suitable package convertor. We specialise in conversion of all package lead-frames.