

Sensor/Actuator cable - SAC-5P-MR/1,5-542/ FSSH SCO BK - 1406140


Please be informed that the data shown in this PDF Document is generated from our Online Catalog. Please find the complete data in the user's documentation. Our General Terms of Use for Downloads are valid (<http://download.phoenixcontact.com>)



Sensor/Actuator cable, 5-position, PVC, Yellow RAL 1021, shielded, Plug angled M12 SPEEDCON, A-coded, on Socket straight M12 SPEEDCON, A-coded, Cable length: 1.5 m



Key commercial data

| | |
|----------------------|---|
| Packing unit | 1 |
| GTIN |  4 046356 799102 |
| Custom tariff number | 85444290 |

Technical data

Dimensions

| | |
|-----------------|-------|
| Length of cable | 1.5 m |
|-----------------|-------|

Ambient conditions

| | |
|---------------------------------|----------------------------------|
| Ambient temperature (operation) | -25 °C ... 90 °C (Plug / socket) |
| Degree of protection | IP65 |
| | IP67 |

General

| | |
|------------------------------|-------------------------------|
| Rated current at 40°C | 4 A |
| Rated voltage | 60 V |
| Number of positions | 5 |
| Contact resistance | ≤ 5 mΩ |
| Insulation resistance | ≥ 100 MΩ |
| Coding | A - standard |
| Standards/regulations | M12 connector IEC 61076-2-101 |
| Status display | No |
| Protective circuit/component | Unwired |
| Surge voltage category | II |
| Pollution degree | 3 |

Sensor/Actuator cable - SAC-5P-MR/1,5-542/ FSSH SCO BK - 1406140

Technical data

General

| | |
|-----------------------------|------------------------|
| Insertion/withdrawal cycles | ≥ 100 |
| Torque | 0.4 Nm (M12 connector) |

Material

| | |
|---|---|
| Inflammability class according to UL 94 | HB |
| Contact material | CuSn |
| Contact surface material | Ni/Au |
| Contact carrier material | TPU GF |
| Material of grip body | TPU, hardly inflammable, self-extinguishing |
| Material, knurls | Zinc die-cast, nickel-plated |
| Sealing material | NBR |

Cable

| | |
|---|---|
| Cable type | PVC yellow 105 °C |
| Cable type (abbreviation) | 542 |
| UL AWM style | 2517 (105°C/300 V) |
| AWG signal line | 22 |
| Core diameter including insulation | 1.27 mm ±0.03 mm |
| Wire colors | Brown, blue, black, white, gray |
| Overall twist | 5 wires around filler to the core |
| Shielding | Tinned copper braided shield |
| Optical shield covering | 85 % |
| External sheath, color | yellow |
| External cable diameter D | 5.9 mm ±0.2 mm |
| Minimum bending radius, flexible installation | 12 x D |
| Cable weight | 57 kg/km |
| Outer sheath, material | PVC |
| Material, filler | PP |
| Material conductor insulation | PVC |
| Conductor material | Tin-plated Cu litz wires |
| Nominal voltage, cable | 300 V |
| Special properties | UL standards PLTC and ITC |
| Other resistance | UV resistant |
| Ambient temperature (operation) | -30 °C ... 105 °C (cable, fixed installation) |

Classifications

eCl@ss

| | |
|------------|----------|
| eCl@ss 4.0 | 27060306 |
| eCl@ss 4.1 | 27060306 |
| eCl@ss 5.0 | 27060300 |
| eCl@ss 5.1 | 27061804 |

Sensor/Actuator cable - SAC-5P-MR/1,5-542/ FSSH SCO BK - 1406140

Classifications

eCl@ss

| | |
|------------|----------|
| eCl@ss 6.0 | 27061801 |
| eCl@ss 7.0 | 27061801 |
| eCl@ss 8.0 | 27449203 |

ETIM

| | |
|----------|----------|
| ETIM 3.0 | EC001855 |
| ETIM 4.0 | EC001855 |
| ETIM 5.0 | EC001855 |

UNSPSC

| | |
|---------------|----------|
| UNSPSC 6.01 | 31251501 |
| UNSPSC 7.0901 | 31251501 |
| UNSPSC 11 | 31251501 |
| UNSPSC 12.01 | 31251501 |
| UNSPSC 13.2 | 31251501 |

Approvals

Approvals

Approvals

UL Listed / cUL Listed / cULus Listed

Ex Approvals

Approvals submitted

Approval details

| | |
|--------------------|-------|
| UL Listed | |
| Nominal current IN | 4 A |
| Nominal voltage UN | 125 V |

Sensor/Actuator cable - SAC-5P-MR/1,5-542/ FSSH SCO BK - 1406140

Approvals

| | |
|--------------------|-------|
| cUL Listed | |
| | |
| Nominal current IN | 4 A |
| Nominal voltage UN | 125 V |

| | |
|--------------|--|
| cULus Listed | |
|--------------|--|

Accessories

Accessories

Protective cap

Sealing cap - PROT-M12 FS-PA-CHAIN - 1430873

M12 sealing cap made of plastic with fixing band, for sensor cables, for free M12 sockets



Screw plug - PROT-M12 MS-PA-CHAIN - 1430899

M12 sealing cap with fixing band, for sensor cables, for free M12 sockets



Safety locking

Fuse clip - SAC-M12-EXCLIP-M - 1558988

Fuse clip for the pin side of various M12 sensor/actuator connectors prevents plug-in connections being interrupted without using a tool



Sensor/Actuator cable - SAC-5P-MR/1,5-542/ FSSH SCO BK - 1406140

Accessories

Fuse clip - SAC-M12-EXCLIP-F - 1558991



Fuse clip for the socket side of various M12 sensor/actuator connectors prevents plug-in connections being interrupted without using a tool

Screwdriver tools

Adapter insert - TSD-M SAC-BIT ADAPTER - 1212600



Adapter bit for TSD-M...torque tools, E6.3-1/4" drive with 4 mm hexagon to accommodate SAC bits

Tool - SAC BIT M12-D15 - 1208432



Nut for assembling sensor/actuator cables with M12 connector and for M12 connectors with QUICKON fast connection technology, for 4 mm hexagonal drive

Torque tool

Torque screwdriver - TSD 04 SAC - 1208429



Torque screwdriver, with preset torque of 0.4 Nm and 4 mm hexagonal drive for M12 connectors

Torque screwdriver - TSD-M 1,2NM - 1212224

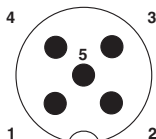


Torque screw driver, accuracy as per EN ISO 6789 standard, adjustable from 0.3 - 1.2 Nm

Drawings

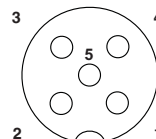
Sensor/Actuator cable - SAC-5P-MR/1,5-542/ FSSH SCO BK - 1406140

Schematic diagram



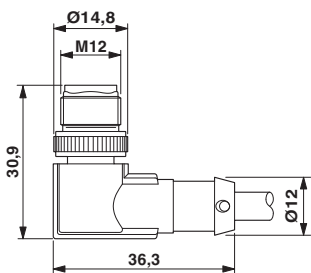
Pin assignment M12 male connector, 5-pos., A-coded, male side

Schematic diagram



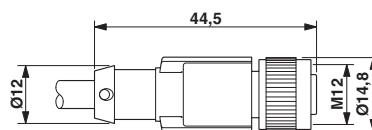
Pin assignment M12 socket, 5-pos., A-coded, socket side view

Dimensioned drawing



M12 x 1 male plug, angled, shielded

Dimensioned drawing



M12 x 1 socket, straight, shielded

Circuit diagram



Contact assignment of the M12 plug and the M12 socket