



Main

Range of product	Telemecanique Photoelectric sensors XU
Series name	Application
Electronic sensor type	Photo-electric sensor
Sensor name	XUPK
Detection system	Diffuse Reflex
Emission	Infrared
[Sn] nominal sensing distance	0.1 M 0.6 m
Discrete output function	1 NO
Discrete output type	PNP
Electrical connection	2 female connector: RJ45
Material	PC (polycarbonate)

Complementary

Operating mode	Daisy chain
Product destination	XUPH
Topology	Manual teaching single chain with power supply XUPH: manual teaching daisy chain XUPH: PLC program daisy chain
Device application	Picking system
Maximum sensing distance	0.15 M diffuse with dynamic threshold 0.6 m reflex with reflector
Maximum hysteresis	15 %
Output type	Solid state PNP (NO)
[Us] rated supply voltage	12...24 V
Discrete input voltage	12...24 V
Maximum output current	100 mA
Maximum voltage drop	<2 V output
Current consumption	<= 50 mA no-load
Maximum delay response	200 ms
Maximum delay recovery	200 ms
Maximum number of connected devices	14 daisy chain 64
Status LED	2 LED color: green for parts to be taken 1 LED color: red for wrong taken
Switching capacity in mA	100 mA
Setting-up	Without sensitivity adjustment
Overvoltage category	II
Fixing mode	By clamp By screws
Depth	33 mm
Height	40 mm
Length	92 mm
Net weight	0.035 kg

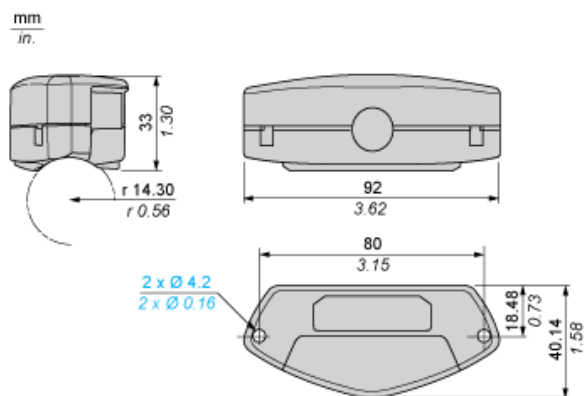
Environment

Product certifications	CE
Ambient air temperature for operation	-10...60 °C
Environmental characteristic	EMC conforming to EN 60947-5-2

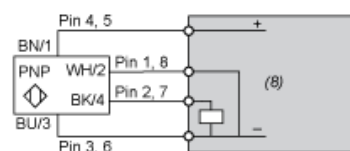
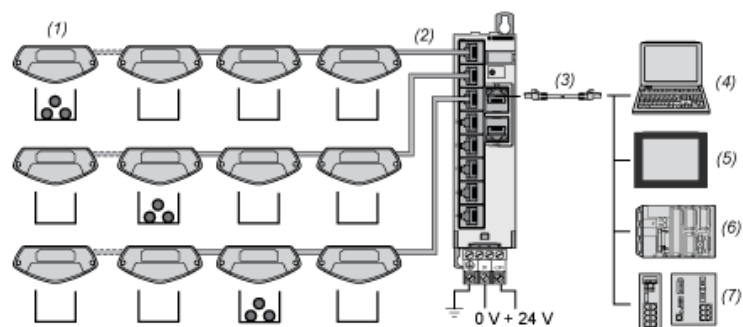
Offer Sustainability

REACH Regulation	REACH Declaration
EU RoHS Directive	Pro-active compliance (Product out of EU RoHS legal scope) EU RoHS Declaration

Dimensions



Control by a PC or PLC through the XUPH Ethernet Modbus TCP - IP Communication Box



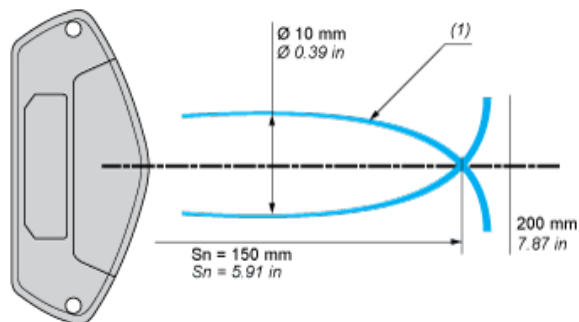
- (1) Daisy chain of Picking Sensors XUPK2 on the Ethernet Modbus TCP-IP communication box XUPH001

Daisy Chain

- maximum chain of Picking Sensors in a line = 14 (in the example = 4 Picking Sensors)
 - maximum number of lines : 8 (in the example = 3 lines)
 - maximum number of Picking Sensors on XUPH Communication box : = 64 (in the example = 12 Picking Sensors)
- (2) Cable RJ45/RJ45, straight.
- (3) Ethernet Cable RJ45/RJ45, straight.
- (4) PC: Personal Computer.
- (5) HMI: Human Machine Interface.
- (6) PLC: Programmable Logic Controller.
- (7) Ethernet hub or switch.
- (8) Communication box

Detection Curves

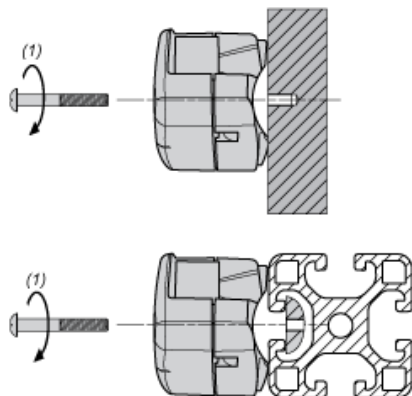
Detection in a 10 mm/0.39 in. Tubular Beam



(1) Detection zone
 S_n : Sensing distance

Mounting

Mounting on a Flat Pannel (Fixation Holes M4)



(1) Maximum tightening torque: 0,8 Nm / 7.08 lb-in.

Mounting on Tubes (with Plastic Clamps)

