

Cable junction boxes for "offshore applications"



KD 5105

- 4-10 mm², Cu 3~

IP
66/67

PC



RAL
9011

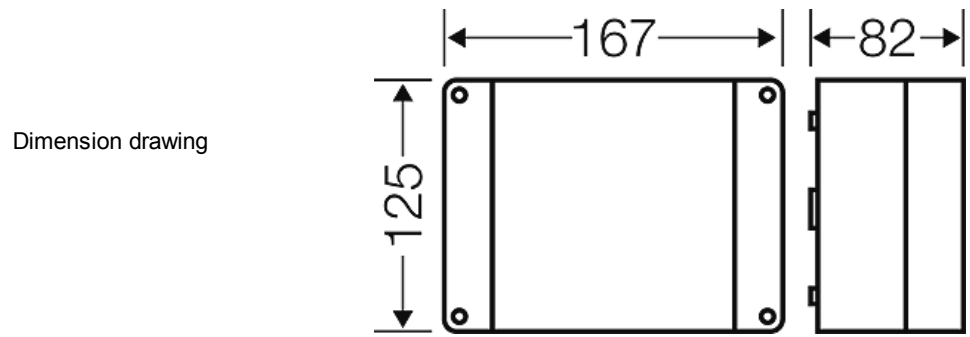






- Replacement type KF 1010 B or KF 1610 B
- with terminals
- 5-pole per pole 6 x 2.5 mm² sol, 4 x 4 mm² sol, 4 x 6 mm² sol, 4 x 10 mm² sol, 2 x 16 mm² s
- Cable entries via knockouts, order ASS separately (see cable entry systems LES)
- "Offshore applications"
- saltwater-proof
- acid-resistant lid screws made of stainless steel
- burning behaviour 960° C; UL Subject 94: 5 V
- colour: black, RAL 9011

rated insulation voltage	Ui = 690 V a.c./d.c.
current carrying capacity	63 A
tightening torque for terminal	2,0 Nm
Degree of protection:	IP 66 / IP 67 temporary submersion up to 1 meter, max. 15 minutes
Material:	impact-resistant PC 5 polycarbonate
width	167 mm
height:	125 mm
depth	82 mm
Weight	0,51 kg
in accordance with	IEC 60 670-22
in accordance with	Det Norske Veritas Certificate No. E-13277 Germanischer Lloyd Certificate No.: 12 941 - 11 HH Russian Maritime Register of Shipping, technical documentation is approved by the letter No. 250-011-2-39

Drawings



Cable junction boxes for "offshore applications"







KD 5105

- 4-10 mm², Cu 3~

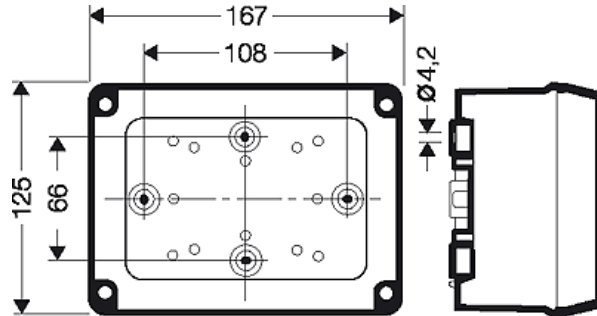
IP
66/67

PC

RAL
9011

Detail mass



Box walls



2 x M 25/32



2 x M 20/25
1 x M 25/32






3 x M 25/32

Operating and ambient conditions

Application area	Suitable for use in offshore areas, for indoor installation (normal environment and /or protected outdoor) and outdoor installation (harsh environment and /or outdoor) To reduce the formation and accumulation of condensed water see technical information.
Resistant to occasional cleaning procedures (direct jet)	Resistant to occasional cleaning procedures (direct jet) with high-pressure cleaner without additives, water pressure: max. 100 bar, water temperature: max. 80° C, distance => 0,15 m, in accordance with the requirements IP 69K, enclosure and cable glands at least IP 65
Ambient temperature	Average value over 24 hours + 55 °C Maximum value + 70 °C Minimum value - 25 °C
Relative humidity	50% at 40° C short-time 100% at 25° C
Fire protection in the event of internal faults	Demands placed on electrical devices from standards and laws Minimum requirements - Glow wire test in accordance with IEC 60 695-2-11: - 650°C for boxes and cable glands - 850°C for parts of insulating material necessary to retain current carrying parts in position
Burning behaviour	Glow wire test IEC 60 695-2-11: 960 °C UL Subject 94: 5 V flame-retardant self-extinguishing
Degree of protection against mechanical load	IK08 (5 Joule)

Cable junction boxes for "offshore applications"

	<p>KD 5105</p> <ul style="list-style-type: none"> • 4-10 mm², Cu 3~ 	
		

Toxic behaviour

halogen-free
silicone-free
"halogen-free" in accordance with the examination of the cables and insulated wires - corrosiveness of fumes - as per IEC 60 754-2

Note:

For material properties see technical data.