


Product datasheet

Specifications



Key switch selector, Harmony XB4, metal, black, 22mm, key 455, 3 positions, stay put, key release 3 pos, 2 NO, push in

XB4BG035

EAN Code: 3606486341186

Main

Range of product	Harmony XB4
Product or component type	Selector switch
Device short name	XB4
Bezel material	Chromium plated metal
Fixing collar material	Zamak
Mounting diameter	22.5 mm
Sale per indivisible quantity	1
Head type	Standard
Shape of signaling unit head	Round
Type of operator	stay put
Operator profile	Black key switch
Operator position information	3 positions +/- 45°
Contacts type and composition	2 NO
Contact operation	Slow-break
Connections - terminals	Push-in, $\leq 2 \times 1.5 \text{ mm}^2$ with wire end ferrule conforming to IEC 60947-1 Push-in, $\geq 1 \times 0.34 \text{ mm}^2$ without wire end ferrule conforming to IEC 60947-1

Complementary

Height	47 mm
Width	30 mm
Depth	87 mm
Terminals description ISO n°1	(23-24)NO
Net weight	0.118 kg
Resistance to high pressure washer	7000000 Pa at 55 °C, distance : 0.1 m
Type of keylock	Key 455
Contacts usage	Standard contacts
Positive opening	Without
Torque value	0.14 N.m NO changing electrical state
Mechanical durability	10000000 cycles
Contacts material	Silver alloy (Ag/Ni)
Short-circuit protection	10 A cartridge fuse type gG conforming to IEC 60947-5-1

[Ith] conventional free air thermal current	10 A conforming to IEC 60947-5-1
[U_i] rated insulation voltage	300 V (pollution degree 3) conforming to IEC 60947-1
[U_{imp}] rated impulse withstand voltage	4 kV conforming to IEC 60947-1
[I_e] rated operational current	6 A at 120 V, AC-15, A300 conforming to IEC 60947-5-1 3 A at 240 V, AC-15, A300 conforming to IEC 60947-5-1 0.55 A at 125 V, DC-13, Q300 conforming to IEC 60947-5-1 0.27 A at 250 V, DC-13, Q300 conforming to IEC 60947-5-1
Device presentation	Complete product

Environment

Protective treatment	TH
Ambient air temperature for storage	-40...70 °C
Ambient air temperature for operation	-40...70 °C
Overvoltage category	Class I conforming to IEC 60536
IP degree of protection	IP66 conforming to IEC 60529 IP69 IP69K IP67
NEMA degree of protection	NEMA 13 NEMA 4X
IK degree of protection	IK04 with keyhole cover ZBGP conforming to IEC 50102
Standards	IEC 60947-1 IEC 60947-5-1 IEC 60947-5-4 IEC 60947-5-5 UL 60947-1 UL 60947-5-1 UL 60947-5-5 UL 1059 UL 486E CSA C22.2 No 60947-1 CSA C22.2 No 60947-5-1 CSA C22.2 No 158 CSA C22.2 No 65 IACS E10
Product certifications	EAC IECEE CB Scheme CCC UL CSA
Vibration resistance	5 gn (f= 10...500 Hz) conforming to IEC 60068-2-6 25 mm peak to peak (f= 2...10 Hz) conforming to IEC 60068-2-6
Shock resistance	25 gn (duration = 6 ms) for 1000 shocks on each axis conforming to IEC 60068-2-27 30 gn (duration = 18 ms) for half sine wave acceleration conforming to IEC 60068-2-27 50 gn (duration = 11 ms) for half sine wave acceleration conforming to IEC 60068-2-27

Packing Units

Unit Type of Package 1	PCE
Number of Units in Package 1	1
Package 1 Height	3.400 cm
Package 1 Width	9.100 cm
Package 1 Length	5.300 cm
Package 1 Weight	150.000 g

Contractual warranty

Warranty (in months)

18



Environmental Data

Schneider Electric aims to achieve Net Zero status by 2050 through supply chain partnerships, lower impact materials, and circularity via our ongoing “Use Better, Use Longer, Use Again” campaign to extend product lifetimes and recyclability.

[Environmental Data explained >](#)

[How we assess product sustainability >](#)

Environmental footprint

Total lifecycle Carbon footprint	1
Environmental Disclosure	Product Environmental Profile

Use Better

Materials and Substances

Packaging made with recycled cardboard	No
Packaging without single use plastic	No
EU RoHS Directive	Compliant with Exemptions
SCIP Number	70419cd7-c760-46b8-87e9-92c66dfe6f15
REACH Regulation	REACH Declaration


Use Longer

Lifetime extension

Repair	No
--------	----

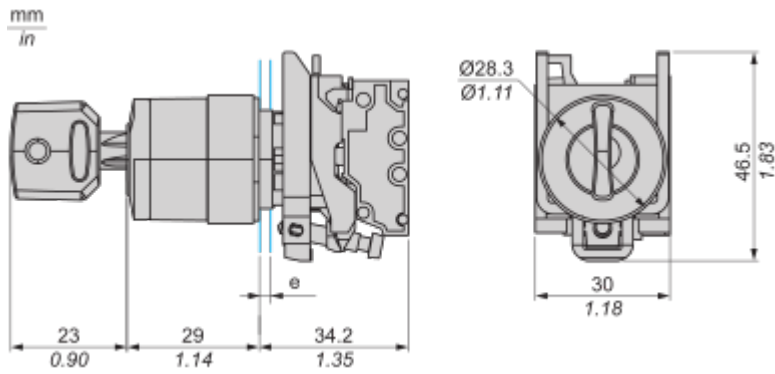
Use Again

Repack and remanufacture

End of life manual availability	End of Life Information
Take-back	No
WEEE Label	 The product must be disposed on European Union markets following specific waste collection and never end up in rubbish bins

Dimensions Drawings

Dimensions

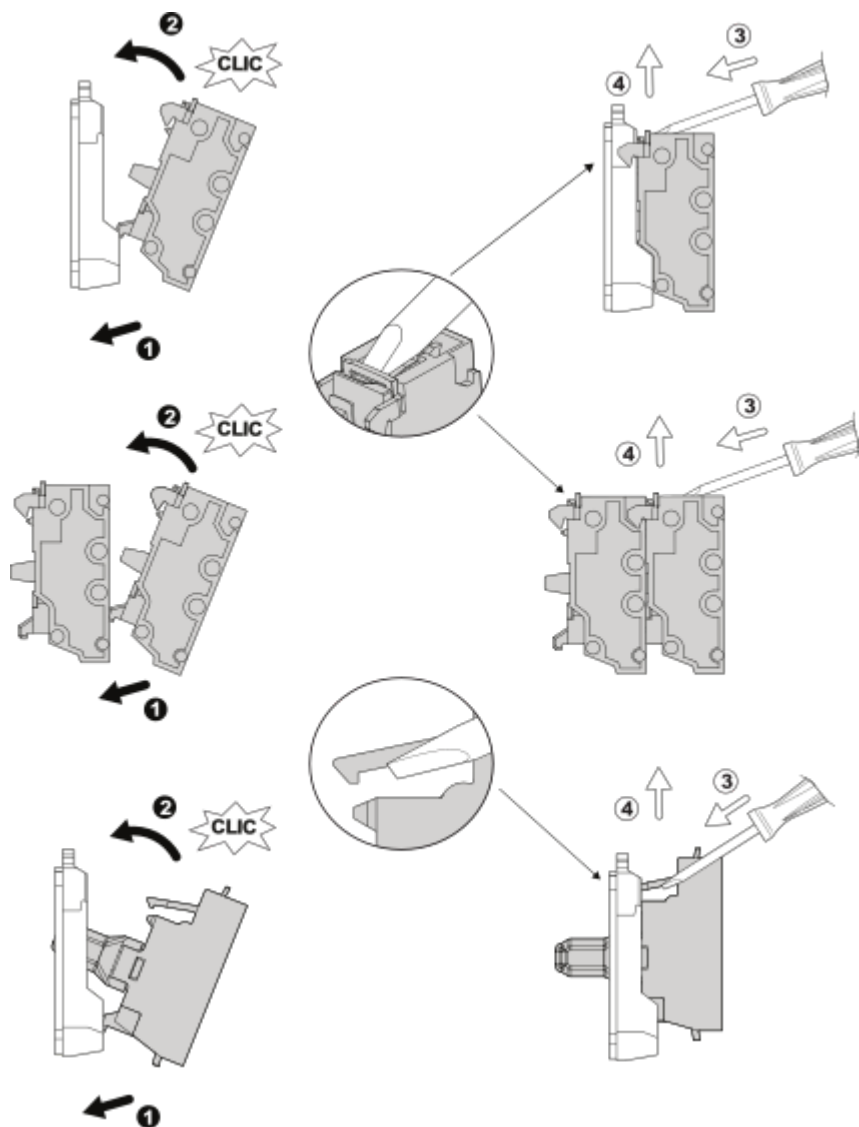


e : Clamping thickness: 1 to 6 mm / 0.04 to 0.24 in.

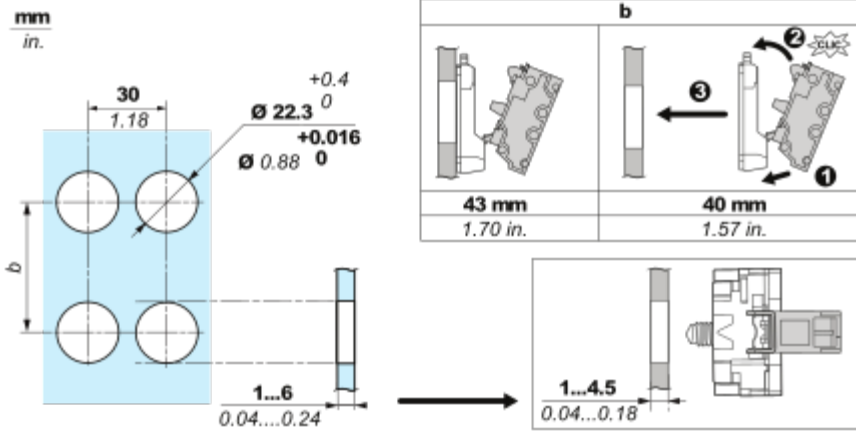
Mounting and Clearance

Mounting

Mounting and Unmounting



Panel cut-out Dimension



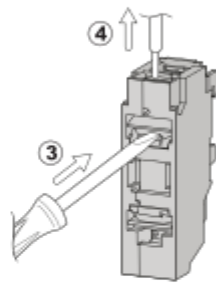
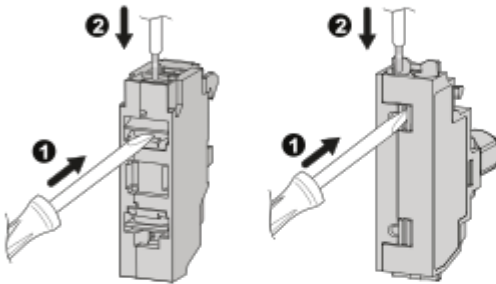
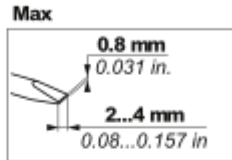
Connections and Schema

Wiring

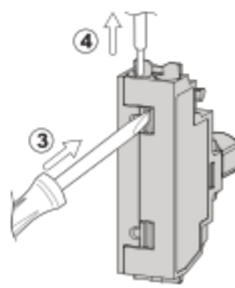
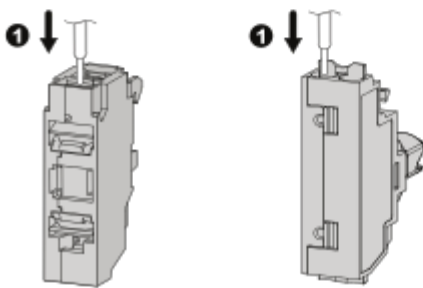
Wiring and Unwiring



mm	8
in.	0.32
mm ²	0.34...1.5
AWG	22...16

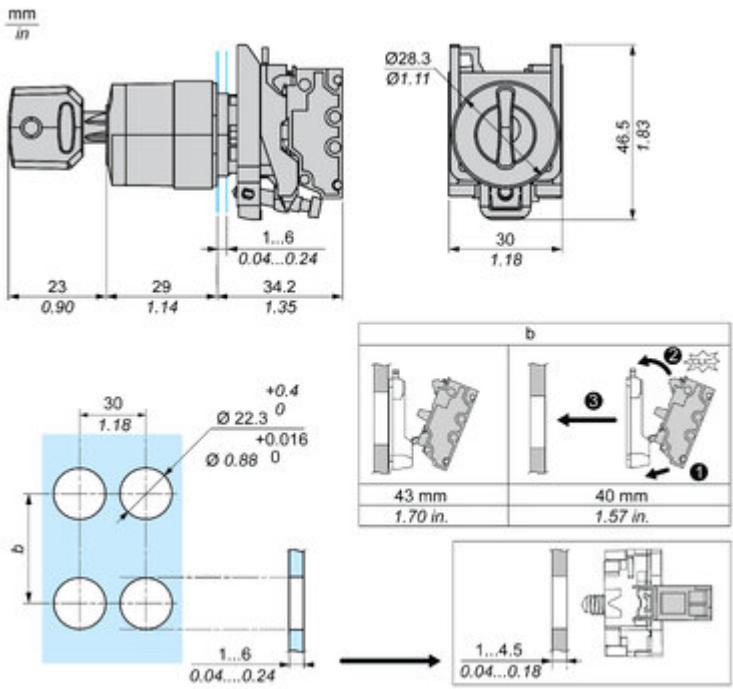


mm	8	8	8
in.	0.32	0.32	0.32
mm ²	0.34...1.5	0.34...1	0.34...1.5
AWG	22...16	22...18	22...16



Technical Illustration

Dimensions



Technical Illustration

Wiring diagram

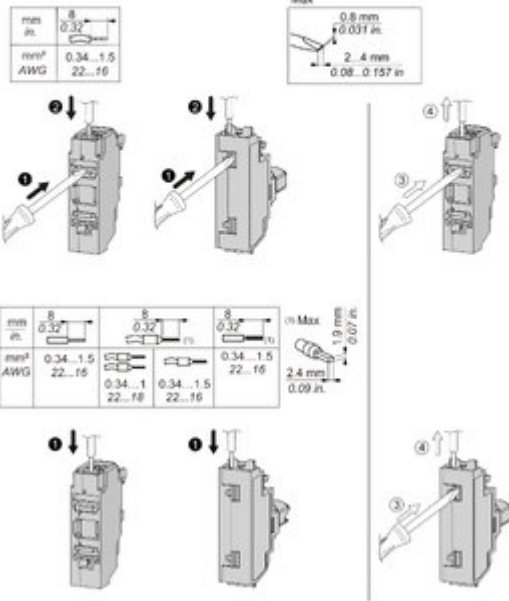


Image of product / Alternate images

Alternative



