
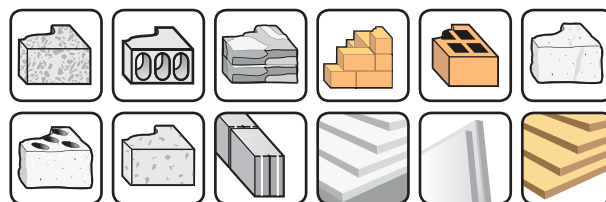






PX UNIVERSAL PLUG

- Nylon universal fixing
- Expansion in solid building materials, reliable knot formation in all hollow building materials

SUITABLE BASE MATERIALS




Cat No.	Description	 Length [mm]	 Drill Dia. [mm]	 Pack Quantity	 Carton Quantity
DFM3460000	PX 6 x 35 - Universal Plug	35	6	100	1200
DFM3460050	PX 8 x 50 - Universal Plug	50	8	100	1200
DFM3460100	PX 10 x 60 - Universal Plug	60	10	50	600

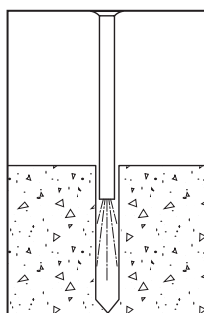
RECOMMENDED LOAD - CONCRETE

Description	H_{nom} [mm]	H_i [mm]	N_{rec} [kN]	V_{rec} [kN]
PX 6 x 35 - Universal Plug	35	45	0.40	0.40
PX 8 x 50 - Universal Plug	50	60	0.50	0.50
PX 10 x 60 - Universal Plug	60	70	0.80	0.80

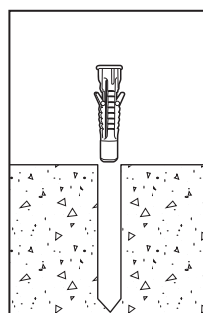
INSTALLATION



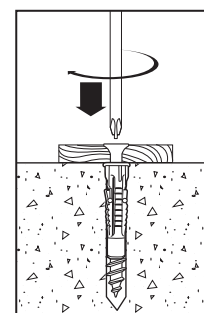
1.) Drill a hole into the base material to the depth of embedment required.



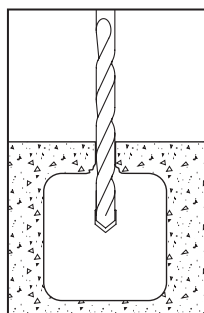
2.) Blow the hole clean of dust and other material.



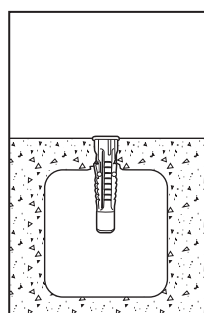
3.) Insert the anchor into the hole until the flange is seated flush with the surface of the base material.



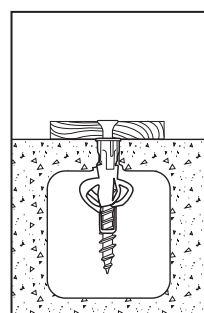
4.) Insert the screw tip through the fixture into the anchor and tighten.



1.) Drill a hole into the base material to the depth of embedment required.



2.) Insert the anchor into the hole until the flange is seated flush with the surface of the base material.



3.) Insert the screw tip through the fixture into the anchor and tighten.