



M12 X-Coded

TE Internal #: 1-2315715-1

8 Position Circular Connector, Cable-to-Cable, Sealable, Wire & Cable, Signal, Reverse Gender, Plastic, X Code, M12 X-Coded

[View on TE.com >](#)

Connectors > Circular Connectors > Standard Circular Connectors > M12 Straight Crimped Strain Relief



Number of Positions: 8

Connector System: **Cable-to-Cable**

Sealable: **Yes**

Connector & Contact Terminates To: **Wire & Cable**

Contact Current Rating (Max): **.5 A**

[All M12 Straight Crimped Strain Relief \(53\)](#)

Features

Product Type Features

Assembly Requirement	Factory Assembled
Circular Connector Shell Type	All Plastic
Connector Product Type	Connector Assembly
Assembly Type	Electrical Connector
Prewired	No
Connector System	Cable-to-Cable
Sealable	Yes
Connector & Contact Terminates To	Wire & Cable
Circular Connector Type	Receptacle
Shell Type	Plastic

Configuration Features

Keying & Polarized Position Locations	Normal
Factory Installed Backshell	With



Number of Positions	8
Number of Power Positions	0
Number of Signal Positions	8
Contacts Preloaded	Yes

Electrical Characteristics

Operating Voltage	48 VDC
EMI & RFI Protection & Suppression Type	Shielding

Signal Characteristics

Data Rate	10 Gb/s
-----------	---------

Body Features

Product Weight	25 g[.8832 oz]
O-Ring Material	Silicone Rubber
Environmental Protection	IP67
Environmental Protection Type	Sealed
Primary Product Color	Black
Shell Base Material	Plastic
Circular Connector Insulation Material Type	Low Fire Hazard Thermoplastic
Hermetically Sealed	Yes

Contact Features

Contact Current Rating (Max)	.5 A
Reverse Gender	Yes
Circular Connector Contact Type	Socket

Termination Features

Termination Method to Wire & Cable	Crimp
------------------------------------	-------

Mechanical Attachment

Mating Retention Type	Threaded
Mating Alignment	With
Polarization Code	X
Mating Alignment Type	Keyed
Mating Retention	With

Housing Features

Circular Connector Shell Size	19
-------------------------------	----



Dimensions

Wire Size	24 – 22 AWG
-----------	-------------

Usage Conditions

IP Dust Sealing Level	6
IP Water Sealing Level	IP67
Operating Temperature Range	-40 – 85 °C[-40 – 185 °F]

Operation/Application

Durability Rating	250 Cycles
Circuit Application	Signal
Shielded	Yes

Industry Standards

Compatible With Approved Standards Products	IEC
---------------------------------------------	-----

Packaging Features

Packaging Quantity	1
--------------------	---

Product Compliance

For compliance documentation, visit the product page on TE.com>

EU RoHS Directive 2011/65/EU	Compliant with Exemptions
EU ELV Directive 2000/53/EC	Compliant with Exemptions
China RoHS 2 Directive MIIT Order No 32, 2016	Restricted Materials Above Threshold
EU REACH Regulation (EC) No. 1907/2006	Current ECHA Candidate List: JAN 2025 (247) Candidate List Declared Against: JAN 2024 (240) SVHC > Threshold: Pb (3.5% in Component Part) Article Safe Usage Statements: Do not eat, drink or smoke when using this product. Wash thoroughly after handling. Recycle if possible and dispose of the article by following all applicable governmental regulations relevant to your geographic location.
Halogen Content	Low Halogen - Br, Cl, F, I < 900 ppm per homogenous material. Also BFR/CFR/PVC Free
Solder Process Capability	Not reviewed for solder process capability


Product Compliance Disclaimer

This information is provided based on reasonable inquiry of our suppliers and represents our current actual knowledge based on the information they provided. This information is subject to change. The part numbers that TE has identified as EU RoHS compliant have a maximum concentration of 0.1% by weight in homogenous materials for lead, hexavalent chromium, mercury, PBB, PBDE, DBP, BBP, DEHP, DIBP, and 0.01% for cadmium, or qualify for an exemption to these




limits as defined in the Annexes of Directive 2011/65/EU (RoHS2). Finished electrical and electronic equipment products will be CE marked as required by Directive 2011/65/EU. Components may not be CE marked. Additionally, the part numbers that TE has identified as EU ELV compliant have a maximum concentration of 0.1% by weight in homogenous materials for lead, hexavalent chromium, and mercury, and 0.01% for cadmium, or qualify for an exemption to these limits as defined in the Annexes of Directive 2000/53/EC (ELV). Regarding the REACH Regulation, the information TE provides on SVHC in articles for this part number is based on the latest European Chemicals Agency (ECHA) 'Guidance on requirements for substances in articles' posted at this URL: <https://echa.europa.eu/guidance-documents/guidance-on-reach>


Compatible Parts




TE Part # 1-2823557-1
CRIMP TOOL FOR CRIMP FLANGE /SLEEVE




TE Part # 1-2823560-1
ASSEMBLY TOOL HANDLE FOR CRIMP FLANGE




TE Part # 1-2823561-1
UNIVERSAL INSERT (ALL M12 CODES)




TE Part # CAT-M1-M1
M12 Assembly Tooling




TE Part # 601966-1
CRIMPING TOOL M22520/2-01




TE Part # CAT-ET36-M3113B
20p man POE switch 1Gb



TE Part # CAT-ET36-M3113
12p man POE switch 1Gb




TE Part # CAT-ET36-M3113A
12p man POE switch rack



TE Part # CAT-R131-IN722
Crimp Insert for Use with 1-2823557-1


Also in the Series | M12 X-Coded




Standard Circular Connectors(6)

Customers Also Bought







TE Part #643071-2
02P MTA156 FD-THRU COVER




TE Part #1-2823587-4
M12 A-90 DEGREE-F-8, CAT 7 8.4MM, TE




TE Part #1903527-1
IE RJ45 CONNECTOR IP20 8POS 180DEG




TE Part #3-640622-5
05P MTA100 CONN ASSY F/T BLU




TE Part #6-5229912-1
KIT, PLUG, 50 POS, B SLOT




TE Part #CONSMA014
SMA Jack 50 Ohm Cable Crimp Panel Mount




TE Part #2-520337-2
ULTRA-FAST 187 ASY REC 22-18 TPBR



TE Part #3-640602-2
02P MTA156 CONN ASSY 24AWG LF



TE Part #5205817-1
KIT SCREWLOCK FEMALE



TE Part #87175-2
01 LOCKING CLIP HSG SR .100CL

Documents

Product Drawings
M12 X-CODE F-8 CON RADOX 8.1MM, H&S
English

CAD Files
3D PDF
3D
Customer View Model
ENG_CVM_CVM_1-2315715-1_A.2d_dxf.zip
English
Customer View Model
ENG_CVM_CVM_1-2315715-1_A.3d_igs.zip
English
Customer View Model
ENG_CVM_CVM_1-2315715-1_A.3d_stp.zip
English

By downloading the CAD file I accept and agree to the Terms and Conditions of use.

Datasheets & Catalog Pages



M12 Rail X-Code Flyer

English