

Panel feed-through - SACC-EC-M12FS-5CON-PG9/0,5 - 1671108


Please be informed that the data shown in this PDF Document is generated from our Online Catalog. Please find the complete data in the user's documentation. Our General Terms of Use for Downloads are valid (<http://download.phoenixcontact.com>)



Sensor/Actuator flush-type socket, 5-pos., M12, A-coded, front/screw mounting with Pg9 thread, can be positioned, with 0.5 m TPE litz wire, 5 x 0.34 mm²



Key commercial data

Packing unit	1 pc
GTIN	 4 017918 134952
Weight per Piece (excluding packing)	27.1 g
Custom tariff number	85366990
Country of origin	Germany

Technical data

Dimensions

Length of cable	0.5 m
-----------------	-------

Ambient conditions

Ambient temperature (operation)	-25 °C ... 85 °C (Plug / socket)
	-40 °C ... 85 °C (without mechanical actuation)
Degree of protection	IP67

General

Note	The electrical and mechanical data specified assume that the connector pair is correctly locked and mounted. If the connector is unlocked and if there is a danger of contamination, the connector must be sealed using a protective cap > IP54. Influences arising from litz wires, cables or PCB assembly must also be taken into consideration.
Rated current at 40°C	4 A
Rated voltage	60 V
Number of positions	5
Contact resistance	≤ 3 mΩ
Insulation resistance	> 100 MΩ
Coding	A - standard

Panel feed-through - SACC-EC-M12FS-5CON-PG9/0,5 - 1671108

Technical data

General

Standards/regulations	M12 connector IEC 61076-2-101
Status display	No
Surge voltage category	II
Pollution degree	3
Connection method	Individual wires
Insertion/withdrawal cycles	> 100
Torque	3 Nm ... 4 Nm (Installation-side)
Mounting type	Front mounting Pg9 With locking nut

Material

Inflammability class according to UL 94	V0
Contact material	CuZn
Contact surface material	Ni/Au
Contact carrier material	PA66
Material of grip body	Nickel-plated brass
Material, knurls	Nickel-plated brass
Sealing material	NBR

Cable

Cable type	TPE litz wire
Conductor cross section	0.34 mm ²
AWG signal line	22
Conductor structure signal line	7x 0.25 mm
Core diameter including insulation	1.2 mm ±0.07 mm
Thickness, insulation	0.21 mm (Core insulation)
Wire colors	Black, brown,blue, white, gray
Material conductor insulation	TPE
Conductor material	Tin-plated Cu litz wires
Insulation resistance	≥ 20 MΩ*km
Conductor resistance	≤ 57600000 Ω/km
Nominal voltage, cable	300 V
Test voltage, cable	2000 V AC
Ambient temperature (operation)	-40 °C ... 85 °C (cable, fixed installation)
	-25 °C ... 85 °C (cable, flexible installation)

Classifications

eCl@ss

eCl@ss 4.0	27140815
eCl@ss 4.1	27140815
eCl@ss 5.0	27143423
eCl@ss 5.1	27143423

Panel feed-through - SACC-EC-M12FS-5CON-PG9/0,5 - 1671108

Classifications

eCl@ss

eCl@ss 6.0	27143423
eCl@ss 7.0	27449001
eCl@ss 8.0	27449001

ETIM

ETIM 2.0	EC001297
ETIM 3.0	EC002061
ETIM 4.0	EC002062
ETIM 5.0	EC002061

UNSPSC

UNSPSC 6.01	31251501
UNSPSC 7.0901	31251501
UNSPSC 11	31251501
UNSPSC 12.01	31251501
UNSPSC 13.2	31251501

Approvals

Approvals


Approvals

UL Recognized / GOST / GOST

Ex Approvals

Approvals submitted

Approval details

UL Recognized 	
mm²/AWG/kcmil	26-20
Nominal current I _N	4 A
Nominal voltage U _N	60 V

Panel feed-through - SACC-EC-M12FS-5CON-PG9/0,5 - 1671108

Approvals



Accessories

Accessories

Flat nut

Flat nut - SACC-E-MU-PG9 - 1504084



Flat nut with Pg9 thread

Protective cap

Screw plug - PROT-M12 - 1680539



An M12 screw plug for the unoccupied M12 sockets of the sensor/actuator cable, boxes and flush-type connectors

Screw plug - PROT-M12 SH - 1503302



An M12 screw plug for the unoccupied M12 sockets of the shielded sensor/actuator cable, boxes and flush-type connectors

Screw plug - PROT-M12 FB - 1555538



M12 high-grade steel screw plug, for unoccupied M12 sockets of the sensor/actuator cables, boxes and flush-type connectors for the food industry

Panel feed-through - SACC-EC-M12FS-5CON-PG9/0,5 - 1671108

Accessories

Seal

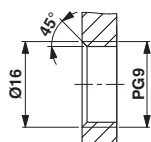
Flat gasket - SACC-PG9-SEAL CLM - 1556320



Pg9 flat gasket for the rear mounting of M12 flush-type connectors with Pg9 fastening threads

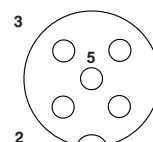
Drawings

Dimensioned drawing



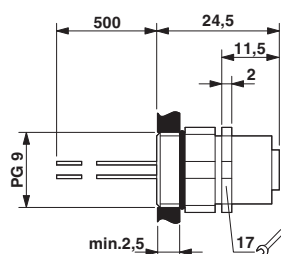
Housing cutout for Pg9 fastening thread, mounting panel with thread

Schematic diagram




Pin assignment M12 socket, 5-pos., A-coded, socket side view

Dimensioned drawing



M12 flush-type socket, can be positioned

Circuit diagram



Contact assignment of the M12 plug and the M12 socket