

D369-R33-AS1 ✓ ACTIVE

DEUTSCH | DEUTSCH 369

TE Internal #: D369-R33-AS1

3 Position, Receptacle, Connector Assembly, Crimp, Wire-to-Wire, Gold (Au), Normal, 2.54 mm [.1 in] Centerline, 1 Row, 400 VAC, Sealable, DEUTSCH 369

[View on TE.com >](#)



Connectors > Rectangular Connectors > Standard Rectangular Connectors > Rectangular Connectors, 3 Way Receptacle



Connector Product Type: **Connector Assembly**

Connector & Housing Type: **Receptacle**

Mating Alignment: **With**

Mating Alignment Type: **Keyed**

Mating Retention: **With**

[All Rectangular Connectors, 3 Way Receptacle \(23\)](#)

Features

Product Type Features

Connector Seal & Plug Type	Triple-Seal
Connector Shell Size	03
Connector Product Type	Connector Assembly
Connector & Housing Type	Receptacle
Connector System	Wire-to-Wire
Insertion Force Type	Normal
Sealable	Yes
Connector & Contact Terminates To	Wire & Cable

Configuration Features

Number of Columns	3
Number of Cavities	3
Contacts Preloaded	Yes
Number of Positions	3
Number of Rows	1
Number of Power Positions	3
Number of Signal Positions	3



Electrical Characteristics

Operating Voltage	500 VDC
-------------------	---------

Body Features

Connector & Keying Code	A
Connector Seal Color	Natural
Seal Material	Fluorosilicone
Seal Type	Grommet Seal, Interfacial Seal
Primary Product Color	Red
Cable Exit Angle	180°

Contact Features

Contact Size	Size 22
Contact Mating Area Plating Material	Gold (Au)
Contact Retention Within Housing	With
Contact Current Rating (Max)	5 A
Contact Type	Socket
Wire Contact Termination Area Plating Material	Gold

Termination Features

Termination Method to Wire & Cable	Crimp
------------------------------------	-------

Mechanical Attachment

Strain Relief	Without
Mating Alignment	With
Mating Alignment Type	Keyed
Mating Retention	With
Mating Retention Type	Button Latch

Housing Features

Shell Material	Composite
Centerline (Pitch)	2.54 mm [.1 in]
Housing Material	Composite

Dimensions

Row-to-Row Spacing	2.54 mm [.1 in]
Compatible Insulation Diameter Range	.71 – 1.37 mm [.028 – .054 in]

Usage Conditions



Operating Temperature Range	-55 – 175 °C[-67 – 347 °F]
-----------------------------	----------------------------

Operation/Application

Shielded	No
Circuit Application	Power & Signal

Packaging Features

Packaging Quantity	1
Packaging Method	Package

Product Compliance

[For compliance documentation, visit the product page on TE.com>](#)

EU RoHS Directive 2011/65/EU	Compliant
------------------------------	-----------

EU ELV Directive 2000/53/EC	Compliant
-----------------------------	-----------

China RoHS 2 Directive MIIT Order No 32, 2016	No Restricted Materials Above Threshold
---	---

EU REACH Regulation (EC) No. 1907/2006	<p>Current ECHA Candidate List: JUNE 2025 (250) Candidate List Declared Against: JAN 2025 (247) SVHC > Threshold: Dodecamethylcyclhexasiloxane (D6) (.5% in M-13560-1) Decamethylcyclopentasiloxane (D5) (.5% in 27519759143) Octamethylcyclotetrasiloxane (D4) (.5% in 27519632273)</p> <p>Article Safe Usage Statements: Wash thoroughly after handling. Recycle if possible and dispose of the article by following all applicable governmental regulations relevant to your geographic location.</p>
--	--

Halogen Content	Low Bromine/Chlorine - Br and Cl < 900 ppm per homogenous material. Also BFR /CFR/PVC Free
-----------------	--

Solder Process Capability	Reflow solder capable to 245°C
---------------------------	--------------------------------

Product Compliance Disclaimer


This information is provided based on reasonable inquiry of our suppliers and represents our current actual knowledge based on the information they provided. This information is subject to change. The part numbers that TE has identified as EU RoHS compliant have a maximum concentration of 0.1% by weight in homogenous materials for lead, hexavalent chromium, mercury, PBB, PBDE, DBP, BBP, DEHP, DIBP, and 0.01% for cadmium, or qualify for an exemption to these limits as defined in the Annexes of Directive 2011/65/EU (RoHS2). Finished electrical and electronic equipment products will be CE marked as required by Directive 2011/65/EU. Components may not be CE marked. Additionally, the part numbers that TE has identified as EU ELV compliant have a maximum concentration of 0.1% by weight in homogenous materials for lead, hexavalent chromium, and mercury, and 0.01% for cadmium, or qualify for an exemption to these limits as defined in the Annexes of Directive 2000/53/EC (ELV). Regarding the REACH Regulation, the information TE provides on SVHC in articles for this part number is based on the latest European Chemicals Agency (ECHA) 'Guidance on requirements for substances in articles' posted at this URL: <https://echa.europa.eu/guidance-documents/guidance-on-reach>

Compatible Parts



TE Part # D369-P33-AP1
369 3 WAY PLUG, CRIMP, PIN

Also in the Series | DEUTSCH 369



PCB Headers & Receptacles(91)



Rectangular Power Connectors(403)



Standard Rectangular Connectors(358)



Wire-to-Board Headers & Receptacles (91)

Customers Also Bought



TE Part #D369-P66-NP1
369 6 WAY PLUG, CRIMP, PIN



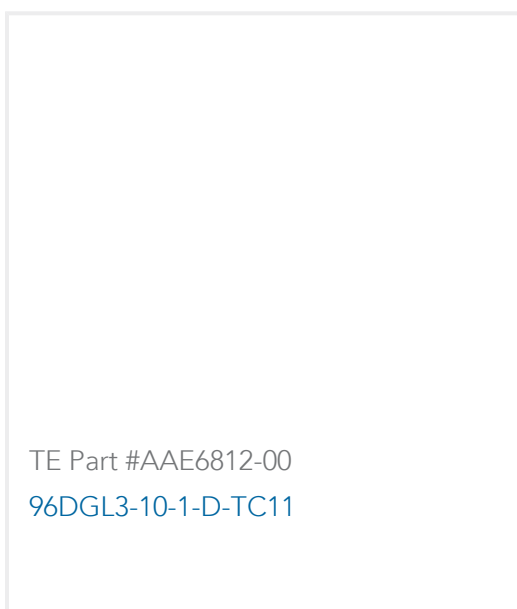
TE Part #D369-STB-3
369 3 WAY BACKSHELL STRAIGHT TIE WRAP



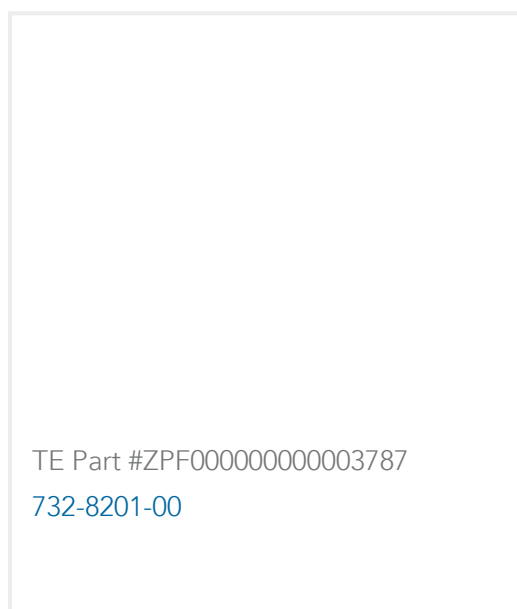
TE Part #D369-STB-9
369 9 WAY BACKSHELL STRAIGHT TIE WRAP



TE Part #3-1616991-3
K500B7C02=CONTACTOR SPST NO DB 500 AMP



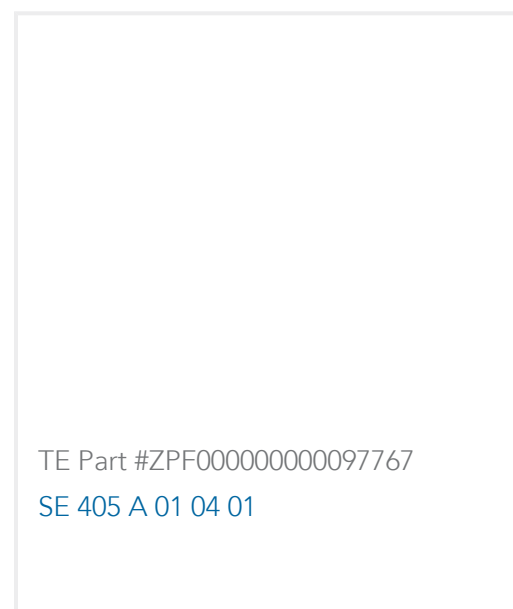
TE Part #AAE6812-00
96DGL3-10-1-D-TC11



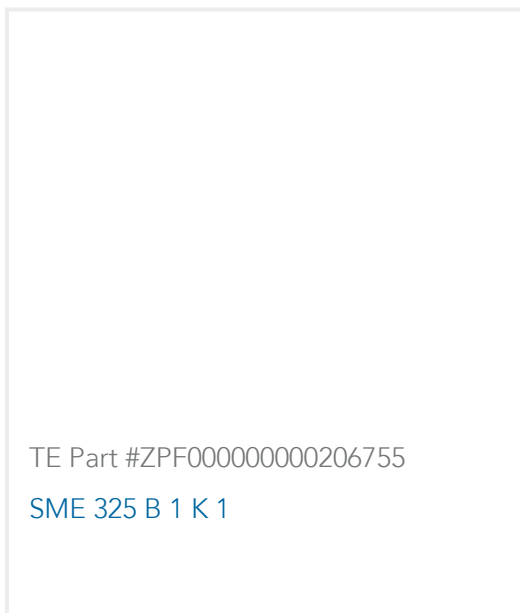
TE Part #ZPF000000000003787
732-8201-00



TE Part #ZPF000000000003788
732-8201-01



TE Part #ZPF000000000097767
SE 405 A 01 04 01



Documents

Product Drawings

[369 3 WAY REC, CRIMP, SKT](#)

English

CAD Files

[3D PDF](#)

3D

Customer View Model

[ENG_CVM_CVM_D369-R33-AS1_3_c-d369-r33-as1-3.2d_dxf.zip](#)

English

Customer View Model

[ENG_CVM_CVM_D369-R33-AS1_3_c-d369-r33-as1-3.3d_igs.zip](#)

English

Customer View Model

[ENG_CVM_CVM_D369-R33-AS1_3_c-d369-r33-as1-3.3d_stp.zip](#)

English

By downloading the CAD file I accept and agree to the [Terms and Conditions](#) of use.

Product Specifications

[Product Specification](#)

English