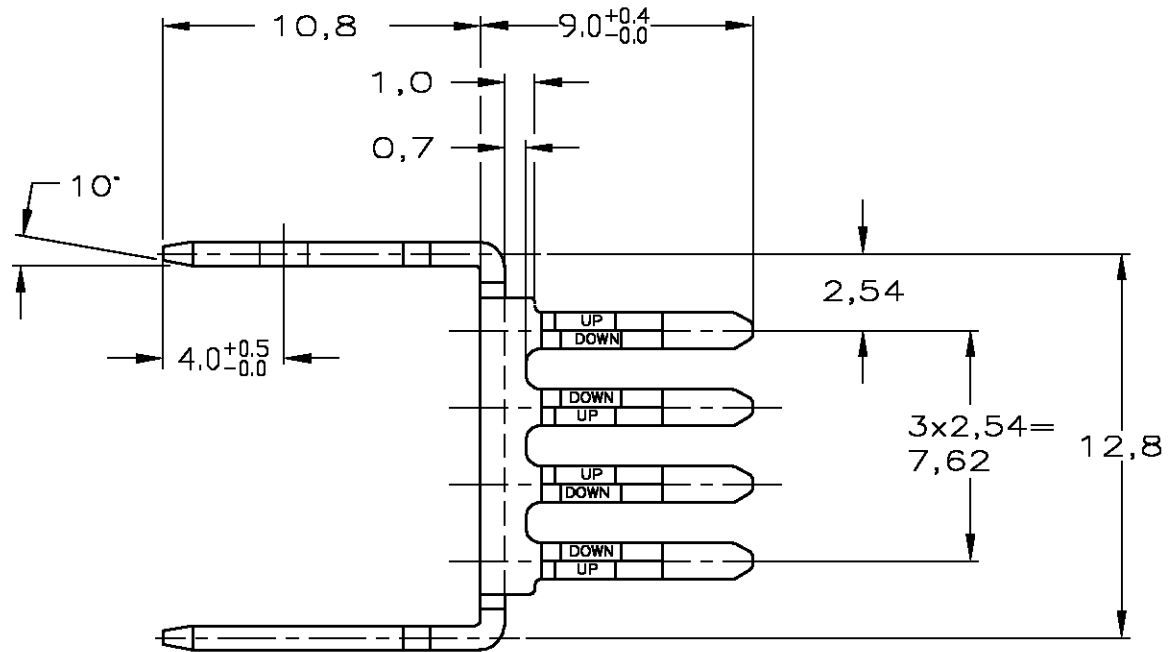


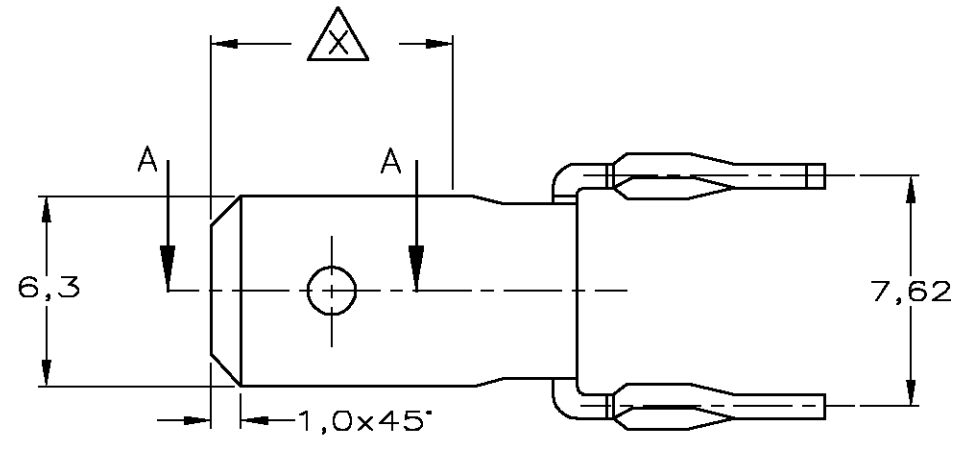
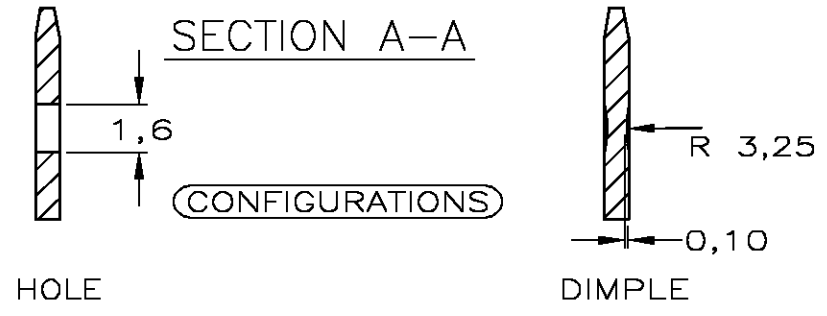
THIS DRAWING IS UNPUBLISHED. RELEASED FOR PUBLICATION
 © COPYRIGHT BY TYCO ELECTRONICS CORPORATION. ALL RIGHTS RESERVED.

LOC	DIST	REVISIONS			
P	LTR	DESCRIPTION	DATE	DWN	APVD
H	-	E	ECR-06-019865	18 AUG 06	JvdH JB



NOTES:

- ① PHOSPHORBRONZE.
- ② PLATING : AREA Δ Sn PLATE TO ASTM B 545. NI UNDERCOAT TO ASTM B 571 ALL OVER
- ③ PLATING : Sn PLATE TO ASTM B 545 AND NI UNDERCOAT TO ASTM B 571 ALL OVER
- ④ QUANTITY PER PACKAGE 1500 PCS.



CONFIGURATION	FINISH	MATERIAL	PARTNUMBER
DIMPLE	④②	①	1-167892-2
HOLE	②	①	167892-7
HOLE	③	①	167892-6
-			-
DIMPLE	③	①	167892-3
DIMPLE	②	①	167892-2

THIS DRAWING IS A CONTROLLED DOCUMENT.		DWN S.Meeuwsen 15JAN93	Tyco Electronics Corporation s-Hertogenbosch, Nederland,	
DIMENSIONS: MM		CHK R.v.Lokven 22JAN93		
TOLERANCES UNLESS OTHERWISE SPECIFIED:		APVD L.v.Soest 26JAN93	NAME 8 POS. POWER LINKING TERMINAL WITH ACTION PIN	
0 PLC ± - 1 PLC ± 0,2 2 PLC ± 0,1 3 PLC ± - 4 PLC ± - ANGLES ± 5°		PRODUCT SPEC 108-19059	SIZE A3	
MATERIAL		APPLICATION SPEC	CAGE CODE 00779	DRAWING NO C-167892
FINISH		WEIGHT	RESTRICTED TO	
-		-	-	
CUSTOMER DRAWING			SCALE 4:1	SHEET 1 OF 1
			REV E	