




Free Height

TE Internal #: 1-5353206-0  
PCB Mount Receptacle, Vertical, Board-to-Board, 280 Position, .6 mm [.024 in] Centerline, Gold (Au), Surface Mount, Signal, Black, Reel, Free Height

[View on TE.com >](#)

Connectors > PCB Connectors > PCB Headers & Receptacles



PCB Connector Type: **PCB Mount Receptacle**  
PCB Mount Orientation: **Vertical**  
Connector System: **Board-to-Board**  
Number of Positions: **280**  
Centerline (Pitch): **.6 mm [.024 in ]**

Features

Product Type Features

Ground Feature Type	Grounding Contact
PCB Connector Type	PCB Mount Receptacle
Connector System	Board-to-Board
Connector & Contact Terminates To	Printed Circuit Board
Connector Product Type	Connector Assembly

Configuration Features

Board-to-Board Configuration	Parallel
Stackable	Yes
PCB Mount Orientation	Vertical
Number of Positions	280

Electrical Characteristics

Operating Voltage	50 VAC
Insulation Resistance	2 MΩ
Dielectric Withstanding Voltage (Max)	200 VAC

Body Features

Primary Product Color	Black
-----------------------	-------

Contact Features

Contact Mating Area Plating Material Thickness	.2 μm[7.874 μin]
--	------------------



PCB Contact Termination Area Plating Material Thickness	.05 µm, 1 µm[1.9685 µin][39.37 µin]
Contact Layout	Inline
Contact Mating Area Length	1 mm, 1.3 mm
Contact Base Material	Copper Alloy
PCB Contact Termination Area Plating Material	Gold, Tin
Contact Mating Area Plating Material	Gold (Au)
Contact Type	Socket
Contact Current Rating (Max)	.5 A

Termination Features

Rectangular Termination Post & Tail Width	.9 mm[.035 in]
Rectangular Termination Post & Tail Thickness	.15 mm[.006 in]
Termination Method to PCB	Surface Mount

Mechanical Attachment

Mating Alignment Type	Polarization
PCB Mount Retention Type	Solder Peg
PCB Mount Alignment Type	Locating Posts
PCB Mount Retention	With
PCB Mount Alignment	With
Connector Mounting Type	Board Mount
Mating Alignment	With

Housing Features

Housing Material	High Temperature Thermoplastic
Centerline (Pitch)	.6 mm[.024 in]

Dimensions

Stack Height	4 mm, 6 mm, 8 mm, 12 mm[.472 in]
Connector Height	4 mm[.157 in]

Usage Conditions

Operating Temperature Range	-40 – 85 °C[-40 – 185 °F]
-----------------------------	---------------------------

Operation/Application

Assembly Process Feature	Vacuum Cover
Circuit Application	Signal

Industry Standards



UL Flammability Rating	UL 94V-0
------------------------	----------

Packaging Features

Packaging Quantity	650
Packaging Method	Reel

Product Compliance

For compliance documentation, visit the product page on TE.com>

EU RoHS Directive 2011/65/EU	Compliant
EU ELV Directive 2000/53/EC	Compliant
China RoHS 2 Directive MIIT Order No 32, 2016	No Restricted Materials Above Threshold
EU REACH Regulation (EC) No. 1907/2006	Current ECHA Candidate List: JAN 2025 (247) Candidate List Declared Against: JAN 2025 (247) Does not contain REACH SVHC
Halogen Content	BFR/CFR/PVC Free, but Br/Cl >900 ppm in other sources.
Solder Process Capability	Reflow solder capable to 260°C

Product Compliance Disclaimer

This information is provided based on reasonable inquiry of our suppliers and represents our current actual knowledge based on the information they provided. This information is subject to change. The part numbers that TE has identified as EU RoHS compliant have a maximum concentration of 0.1% by weight in homogenous materials for lead, hexavalent chromium, mercury, PBB, PBDE, DBP, BBP, DEHP, DIBP, and 0.01% for cadmium, or qualify for an exemption to these limits as defined in the Annexes of Directive 2011/65/EU (RoHS2). Finished electrical and electronic equipment products will be CE marked as required by Directive 2011/65/EU. Components may not be CE marked. Additionally, the part numbers that TE has identified as EU ELV compliant have a maximum concentration of 0.1% by weight in homogenous materials for lead, hexavalent chromium, and mercury, and 0.01% for cadmium, or qualify for an exemption to these limits as defined in the Annexes of Directive 2000/53/EC (ELV). Regarding the REACH Regulations, TE’s information on SVHC in articles for this part number is still based on the European Chemical Agency (ECHA) ‘Guidance on requirements for substances in articles’(Version: 2, April 2011), applying the 0.1% weight on weight concentration threshold at the finished product level. TE is aware of the European Court of Justice ruling of September 10th, 2015 also known as O5A (Once An Article Always An Article) stating that, in case of ‘complex object’, the threshold for a SVHC must be applied to both the product as a whole and simultaneously to each of the articles forming part of its composition. TE has evaluated this ruling based on the new ECHA “Guidance on requirements for substances in articles” (June 2017, version 4.0) and will be updating its statements accordingly.


Compatible Parts



TE Part # 6-5353232-0  
[.6FHP06H,280,B,GIG,08/Sn,TR,SEYes](#)



TE Part # 1-6123098-0  
[.6FHP12H,280,B,GIG,08/Sn,HT,NS](#)



TE Part # 1-5353720-0  
[.6FHP04H,280,B,GIG,08/Sn,ST,NSYes](#)



TE Part # 6-5353135-0  
[.6FHP08H,280,B,STD,08/Sn,TR,SEYes](#)



TE Part # 6-5353284-0  
[.6FHP04H,280,B,GIG,08/Sn,TR,SEYes](#)



TE Part # 1-5353284-0  
[.6FHP04H,280,B,GIG,08/Sn,TR,NSYes](#)




TE Part # 1-5353233-0  
[.6FHP08H,280,B,GIG,08/Sn,TR,NSYes](#)



TE Part # 1-5353232-0  
[.6FHP06H,280,B,GIG,08/Sn,TR,NSYes](#)



TE Part # 2-6123098-0  
[.6FHP12H,280,B,GIG,08/Sn,HT,NSNo](#)




TE Part # 1-5353727-0  
[.6FHP08H,280,B,GIG,08/Sn,ST,NSYes](#)




TE Part # 1-5353135-0  
[.6FHP08H,280,B,STD,08/Sn,TR,NSYes](#)

Also in the Series | [Free Height](#)



[Board-to-Board Headers & Receptacles\(747\)](#)



[PCB Headers & Receptacles\(747\)](#)

Customers Also Bought



TE Part #4150070-1  
[OCEAN-2.0-APPLICATOR-E-071F118F-REM](#)



TE Part #2822344-2  
[MINI MLC CAP HSG ASSY 7P](#)



TE Part #1703071-1  
[2POS MT-EDGE HOUSING](#)



TE Part #2837843-2  
[OCEAN-2.0-APPLICATOR-S-087F130F-RSA](#)



TE Part #4150081-2  
OCEAN-2.0-APPLICATOR-E-075F120F-REA

TE Part #1803187-2  
INSULATION CRIMPER

TE Part #1513472-8  
UAM Assembly 250mm cable

TE Part #7-4150070-7  
OCEAN\_2.0\_SPARE\_PART\_KIT-071F118F

TE Part #7-2837843-7  
OCEAN\_2.0\_SPARE\_PART\_KIT-087F130F

TE Part #1879284-1  
CFR50 5% 220K SPEC

Documents

Product Drawings

.6FHR04H,280,B,GIG,08/Sn,TR,NSYes

English

CAD Files

3D PDF

English

Customer View Model

ENG\_CVM\_1-5353206-0\_O.2d\_dxf.zip

English

Customer View Model

ENG\_CVM\_1-5353206-0\_O.3d\_igs.zip

English

Customer View Model

ENG\_CVM\_1-5353206-0\_O.3d\_stp.zip

English

By downloading the CAD file I accept and agree to the [Terms and Conditions](#) of use.

Datasheets & Catalog Pages

Fine Pitch Stacking Connectors - 0.6mm Free Height (FH) and GIGA Connectors

English

Product Specifications

Application Specification

English