


Datasheet

IEC PVC Insulated & Screened Thermocouple Extension & Compensating Cable

Colour code (cores & jacket) to IEC-584-3

- Twisted cores & screened construction for reduced electrical noise
- Conductors PVC insulated and twisted together, aluminium Mylar® tape screen & drain wire, overall PVC sheath
- General purpose cable both waterproof and flexible
- Thermocouple extension types for K, J, T, N & compensating type VX (KCB) for type K thermocouple
- Stranded 7/0.2mm conductors
- Available in 10, 25, 50, 100 & 200 metre lengths
- Tolerance Class 2
- Insulation rating -10°C to 105°C
- Colour code (cores & jacket) to IEC-584-3



Compensating cable resembles the thermoelectric characteristic of the relevant thermocouple over a limited ambient temperature range, 0° to 80°C typically. Since these cables are made from low cost materials, cost savings can be achieved on plant installations compared with running true thermocouple extension cable.


Extension cable (true thermocouple material) should be used for maximum accuracy.

T/C Type	Conductors	Cores	Jacket	Reel Length	Allied Code	RS order code
Extension:						
KX	7/0.2mm	+Green/-White	Green	10 M	70657103	827-5678
KX	7/0.2mm	+Green/-White	Green	25 M	70641733	236-3864
KX	7/0.2mm	+Green/-White	Green	50 M	70657101	827-5671
KX	7/0.2mm	+Green/-White	Green	100 M	70646157	611-7895
KX	7/0.2mm	+Green/-White	Green	200 M	70657102	827-5675
JX	7/0.2mm	+Black/-White	Black	10 M	70657099	827-5665
JX	7/0.2mm	+Black/-White	Black	25 M	70641738	236-3921
JX	7/0.2mm	+Black/-White	Black	50 M	70657100	827-5669
JX	7/0.2mm	+Black/-White	Black	100 M	70646159	611-7918
TX	7/0.2mm	+Brown/-White	Brown	10 M	70657105	827-5684
TX	7/0.2mm	+Brown/-White	Brown	25 M	70651747	762-1140
TX	7/0.2mm	+Brown/-White	Brown	50 M	70657106	827-5687
TX	7/0.2mm	+Brown/-White	Brown	100 M	70651752	762-1159
TX	7/0.2mm	+Brown/-White	Brown	200 M	70657104	827-5681
NX	7/0.2mm	+Pink/-White	Pink	25 M	70657172	827-5909

T/C Type	Conductors	Cores	Jacket	Reel Length	Allied Code	RS order code
Compensating:						
VX (KCB)	7/0.2mm	+Green/-White	Green	10 M	70657107	827-5690
VX (KCB)	7/0.2mm	+Green/-White	Green	25 M	70641740	236-3959
VX (KCB)	7/0.2mm	+Green/-White	Green	50 M	70657108	827-5693
VX (KCB)	7/0.2mm	+Green/-White	Green	100 M	70646160	611-7924
VX (KCB)	7/0.2mm	+Green/-White	Green	200 M	70657109	827-5697

Making your own thermocouples?

L60 Thermocouple & Fine Wire Welder



The Thermocouple Welder is a compact, simple-to-use instrument designed for thermocouple and fine wire welding

It is primarily designed for use by sensor manufacturers to produce commercial grade thermocouple junctions; it is ideal for producing large numbers of exposed junction thermocouples for test and development laboratories. The L60 Thermocouple Welder is ideally suited to transducer and RTD extension lead attachment

Use of the Thermocouple Welder does not require special skills and most operatives will be capable of producing quality work with little practice. The instrument is supplied with a full range of user accessories including a footswitch

Suitable for use with wires of up to 1.1mm diameter an argon gas shield facility is included but a satisfactory thermocouple junction is produced without the need for argon. The output energy of the L60 Thermocouple Welder can be varied up to 60 Joules

- Simple to use Thermocouple Welder
- Designed for the production of commercial grade
- Also suitable for other fine wire work
- Front panel or footswitch operation
- Argon gas shield facility



thermocouple junctions

Supplied complete with the following accessories:

- Wire Holding Pliers & Lead
- Safety Glasses
- Magnifying Eyeglass
- Carbon Electrodes
- Spare 2A Fuse

Carbon Electrode

- Argon Hose
- Mains Lead
- Footswitch for greater ease of use

ORDERING INFORMATION

MODEL

FINE WIRE WELDER

Spare Carbon Electrodes (x5) for 1.1mm 250V Fine Wire Welder

Allied Code

70825788

70656473

RS ORDER NUMBER

363-0351

814-0184

SPECIFICATIONS

General

Energy Output 0-60 Joules

Welding Capacity Wires up to 1.1mm diameter

Duty Cycle Minimum 5-10 welds/min

MECHANICAL

Physical Dimensions 220mm Wide x 120mm High x 250mm Depth

Weight 4kg

ELECTRICAL


Power Supply 110-120 Vac or 220-250 Vac, 50-60Hz

Power Consumption Max 170VA dropping to 20VA during charging

MAINTENANCE

Apart from keeping the electrode in good order, no other maintenance is required

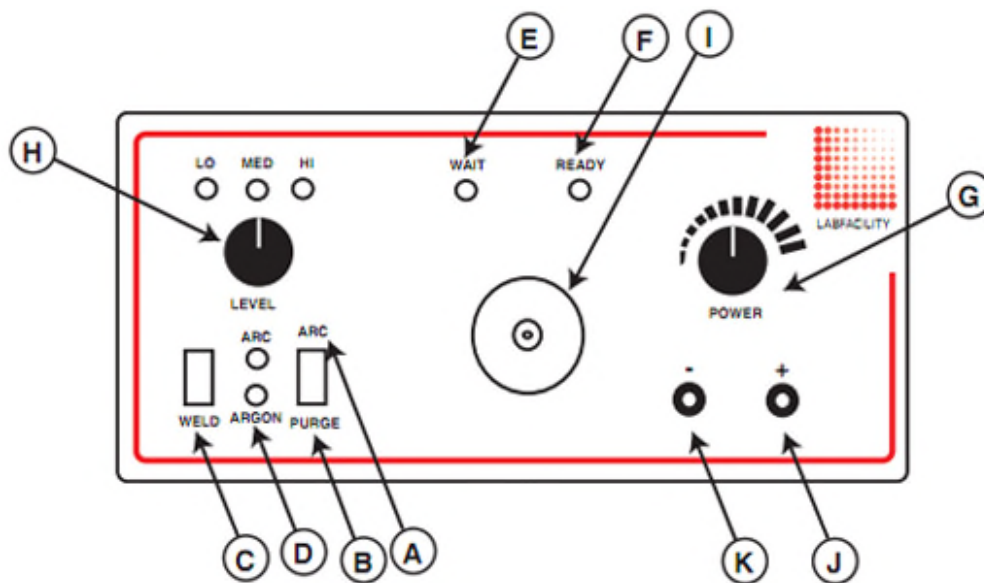
(Front View)



(Rear View)



Thermocouple Welder Controls



- A Arc Argon gas and weld current controlled by the "Weld" switch. LED indication
- B Purge Allows the gas line and electrode shield to be purged of air prior to a new welding period
- C Weld Switch Initiates a welding operation (in "arc" mode also opens the Argon valve)
- D Argon LED Indicates when the Argon control valve is open and gas is flowing
- E Wait LED Glows when weld charge is building
- F Ready LED "Ready to Weld" indication
- G Power Rotary control of the capacitor charge voltage
- H Level Selector Selects the total capacitance available giving the following values with LED indication

"LO" = 0 to 6 Joules
 "MED" = 0 to 28 Joules
 "HI" = 0 to 64 Joules

- I Electrode Holder Holds the replaceable carbon electrode which is accessible by removing the outer Argon Shield
- J Red Socket Output socket for using the pliers supplied
- K Black Socket Output socket, this provides an additional earth

