

Base strip - EMSTBA 2,5/20-G-5,08 - 1880481

Please be informed that the data shown in this PDF Document is generated from our Online Catalog. Please find the complete data in the user's documentation. Our General Terms of Use for Downloads are valid (<http://phoenixcontact.com/download>)


Header, Nominal current: 12 A, Rated voltage (III/2): 320 V, Number of positions: 20, Pitch: 5.08 mm, Color: green, Contact surface: Tin, Mounting: Press-in



The figure shows a 10-position version of the product



Key Commercial Data

| | |
|--------------------------------------|---|
| Packing unit | 50 pc |
| GTIN |  4 017918 185336 |
| Weight per Piece (excluding packing) | 10.38 g |
| Custom tariff number | 85366990 |
| Country of origin | Germany |
| Note | Made to Order (non-returnable) |

Technical data

Dimensions

| | |
|--------------------------|----------|
| Length | 12 mm |
| Pitch | 5.08 mm |
| Dimension a | 96.52 mm |
| Constructional height | 9 mm |
| Length of the solder pin | 4.2 mm |
| Pin dimensions | 1,7 mm |
| Hole diameter | 1.75 mm |

General

| | |
|-----------------------------|------------------|
| Range of articles | EMSTBA 2,5/...-G |
| Insulating material group | IIIa |
| Rated surge voltage (III/3) | 4 kV |
| Rated surge voltage (III/2) | 4 kV |
| Rated surge voltage (II/2) | 4 kV |
| Rated voltage (III/3) | 250 V |

Base strip - EMSTBA 2,5/20-G-5,08 - 1880481

Technical data

General

| | |
|--|--------|
| Rated voltage (III/2) | 320 V |
| Rated voltage (II/2) | 400 V |
| Connection in acc. with standard | EN-VDE |
| Nominal current I _N | 12 A |
| Maximum load current | 12 A |
| Insulating material | PBT |
| Flammability rating according to UL 94 | V0 |
| Color | green |
| Number of positions | 20 |

Classifications

eCl@ss

| | |
|------------|----------|
| eCl@ss 4.0 | 272607xx |
| eCl@ss 4.1 | 27260701 |
| eCl@ss 5.0 | 27260701 |
| eCl@ss 5.1 | 27260701 |
| eCl@ss 6.0 | 27260704 |
| eCl@ss 7.0 | 27440402 |
| eCl@ss 8.0 | 27440402 |

ETIM

| | |
|----------|----------|
| ETIM 3.0 | EC001121 |
| ETIM 4.0 | EC002637 |
| ETIM 5.0 | EC002637 |

UNSPSC

| | |
|---------------|----------|
| UNSPSC 6.01 | 30211810 |
| UNSPSC 7.0901 | 39121409 |
| UNSPSC 11 | 39121409 |
| UNSPSC 12.01 | 39121409 |
| UNSPSC 13.2 | 39121409 |

Approvals

Approvals

Approvals

VDE Gutachten mit Fertigungsüberwachung / IECCEB Scheme / CCA / EAC / cULus Recognized


Base strip - EMSTBA 2,5/20-G-5,08 - 1880481


Approvals

Ex Approvals

Approvals submitted

Approval details

| | |
|---|-------|
| VDE Gutachten mit Fertigungsüberwachung  | |
| Nominal current IN | 12 A |
| Nominal voltage UN | 250 V |

| | |
|---|-------|
| IECEE CB Scheme  | |
| Nominal current IN | 12 A |
| Nominal voltage UN | 250 V |

| | |
|--------------------|-------|
| CCA | |
| Nominal current IN | 12 A |
| Nominal voltage UN | 250 V |

| | |
|-----|--|
| EAC | |
|-----|--|

| | | |
|--------------------|-------|-------|
| cULus Recognized | | |
| | B | D |
| Nominal current IN | 15 A | 10 A |
| Nominal voltage UN | 300 V | 300 V |

Accessories

Accessories

Coding element

Base strip - EMSTBA 2,5/20-G-5,08 - 1880481

Accessories

Coding star - CR-MSTB - 1734401



Coding section, inserted into the recess in the header or the inverted plug, red insulating material

Filler plug

Accessories - MSTB-BL - 1755477



Keying cap, for forming sections, plugs onto header pin, green insulating material

Labeled terminal marker

Marker card - SK 5,08/3,8:FORTL.ZAHLEN - 0804293



Marker card, Card, white, labeled, Horizontal: Consecutive numbers 1 - 10, 11 - 20, etc. up to 91 - (99)100, Mounting type: Adhesive, for terminal block width: 5.08 mm, Lettering field: 5.08 x 3.8 mm

Mounting material

Assembly adapters - EMSTBVA 2,5-SS-1-5,08 - 1877216



Stamp set, consisting of an upper and lower stamp, upper stamp: 2 to 16-pos., lower stamp: 2 to 24-pos., pitch: 5.08 mm

Accessories - EMSTBVA 2,5-SS-2-5,08 - 1877229

Stamp set, consisting of an upper and lower stamp, upper stamp: 17 to 24-pos., lower stamp: 2 to 24-pos., pitch: 5.08 mm

Base strip - EMSTBA 2,5/20-G-5,08 - 1880481

Accessories

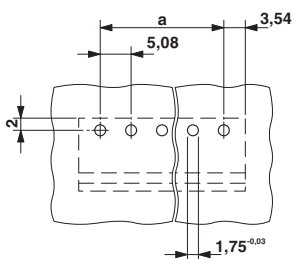
Accessories - EMSTB 2,5-SH - 1877203



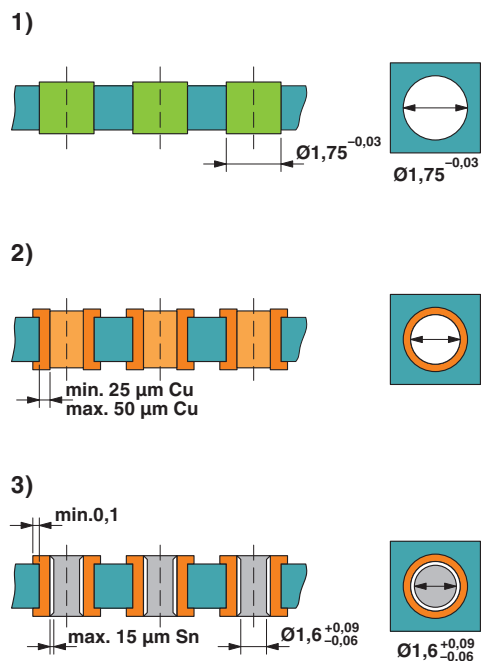
Stamp holder, for upper and lower stamp

Drawings

Drilling diagram



Drilling diagram



Drill hole layout in FR4 or EP-GC basic material

Dimensional drawing

