

REVISION U

DO NOT SCALE FROM THIS PRINT

- NOTES:
1. $\text{\textcircled{C}}$ REPRESENTS A CRITICAL DIMENSION.
 2. MAX. CUT FLASH: .015[.38]; NO FLASH ALLOWED IN OR AROUND SURFACE MOUNT TAIL AREA.
 3. MINIMUM PUSHOUT FORCE: 1 LB.
 4. MAX. PIN VARIANCE : .005[.13].
 5. SHEAR TAILS TO DIMENSION SHOWN, .003 [.08] MAX BURR.
 6. COPLANARITY TO BE WITHIN .004 WHEN AT POSITION 05-25 AND BE WITHIN .006 WHEN AT POSITION 26-50.
 7. PINS 1 AND 2 TO BE FLUSH TO .0030 ABOVE LINE MADE BY THE BODY.
 8. ENDWALL TO BE .008 MIN.
 9. STRAIGHTNESS TO INCLUDED BODY.

FTMH-1XX-XX-XX-DH-X-XX

- No OF POSITIONS
-05 THRU -50
(PER ROW)
 - LEAD STYLE SPEC
-03: .065 POST
(USE T-1S16-01-X-2)
-02: .075 POST
(USE T-1S16-01-X-2)
 - OPTION 2
-TR: TAPE & REEL PACKAGING
 - OPTION 1
-K: POLYIMIDE FILM PAD
(-05 THRU -50 POSITIONS ONLY)
 - ROW SPECIFICATION
-DH: DOUBLE HORIZONTAL
(USE FTMH-75-D)
- PLATING SPEC
- L: LIGHT SELECTIVE, 10 Au / 50 Ni MIN ON CONTACT, MATTE TIN TAIL
 - F: FLASH SELECTIVE, 3 Au / 50 Ni MIN ON CONTACT, MATTE TIN TAIL
 - H: HEAVY GOLD, 30 Au / 50 Ni MIN ON CONTACT, 3 Au / 50 Ni MIN ON TAIL
 - LM: LIGHT SELECTIVE, 10 Au / 50 Ni MIN ON CONTACT, MATTE TIN TAIL
 - FM: FLASH SELECTIVE, 3 Au / 50 Ni MIN ON CONTACT, MATTE TIN TAIL

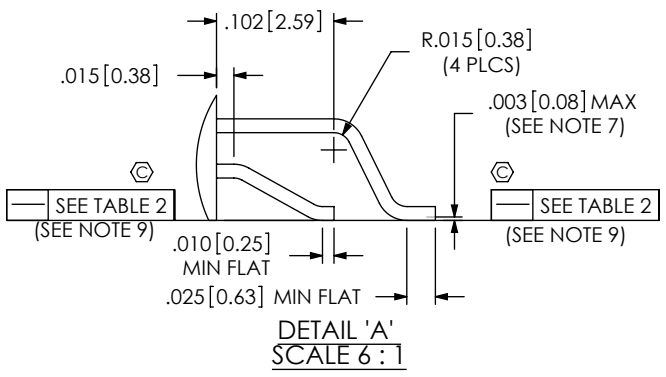
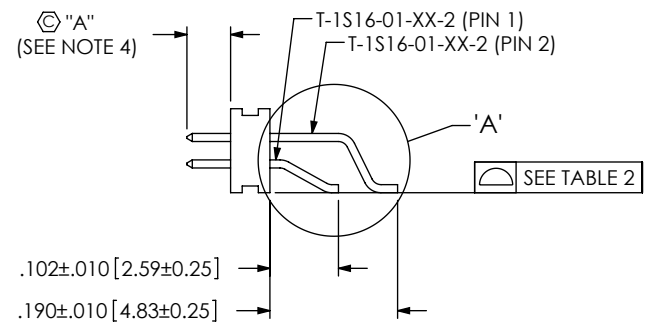
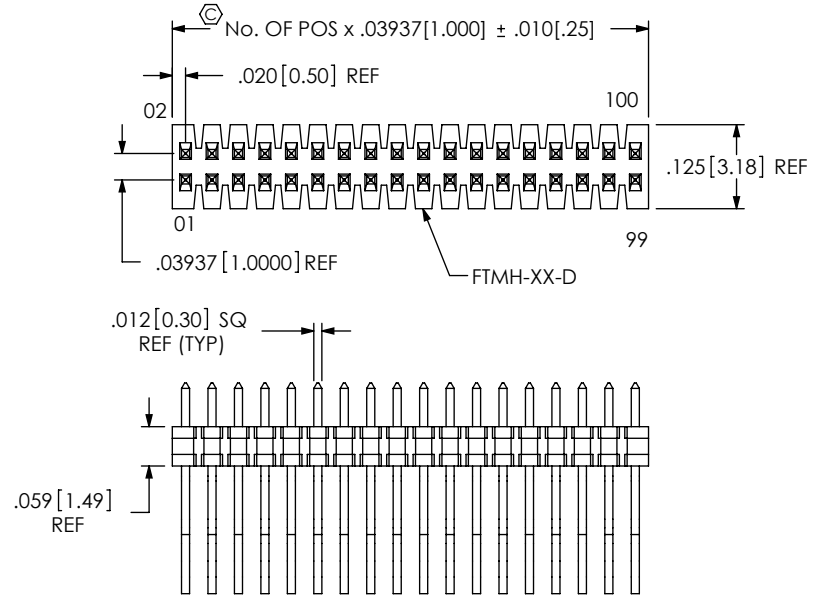


TABLE 1

LEAD STYLE	"A"
-02	.075 [1.91]
-03	.065 [1.65]

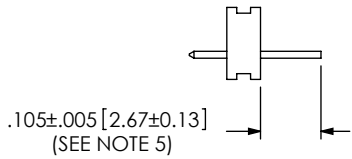
TABLE 2

NO OF POS	COPLANARITY	STRAIGHTNESS ROW 1	STRAIGHTNESS ROW 2
5-25	.004 [0.10]	.004 [0.10]	.004 [0.10]
26-50	.006 [0.15]	.006 [0.15]	.006 [0.15]
75 (SUB ASSEMBLY ONLY)	.008[0.20]	.008[0.20]	.008[0.20]

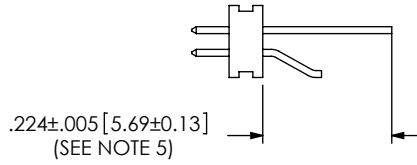
UNLESS OTHERWISE SPECIFIED, DIMENSIONS ARE IN INCHES. TOLERANCES ARE: DECIMALS ANGLES .X: ± .1[2.5] .XX: ±.01[.3] .XXX: ±.005[.13] .XXXX: ±.0020[.051]	PROPRIETARY NOTE THIS DOCUMENT CONTAINS INFORMATION CONFIDENTIAL AND PROPRIETARY TO SAMTEC, INC. AND SHALL NOT BE REPRODUCED OR TRANSFERRED TO OTHER DOCUMENTS OR DISCLOSED TO OTHERS OR USED FOR ANY PURPOSE OTHER THAN THAT WHICH IT WAS OBTAINED WITHOUT THE EXPRESSED WRITTEN CONSENT OF SAMTEC, INC.		
		520 PARK EAST BLVD, NEW ALBANY, IN 47150 PHONE: 812-944-6733 FAX: 812-948-5047 e-Mail info@SAMTEC.com code 53322	
DO NOT SCALE DRAWING SHEET SCALE: 1:1		DESCRIPTION: 1MM X 1MM HORIZONTAL SMT TERMINAL STRIP	
MATERIAL: BODY: LCP, UL 94 V0, COLOR: BLACK TERMINAL: PHOS BRONZE, 510		DWG. NO. FTMH-1XX-XX-XX-DH-X-XX	
		BY: D. PURVIS 10/13/1998 SHEET 1 OF 2	

F:\DWG\MISC\MKTG\FTMH-1XX-XX-XX-DH-X-XX-MKT.SLDDRW

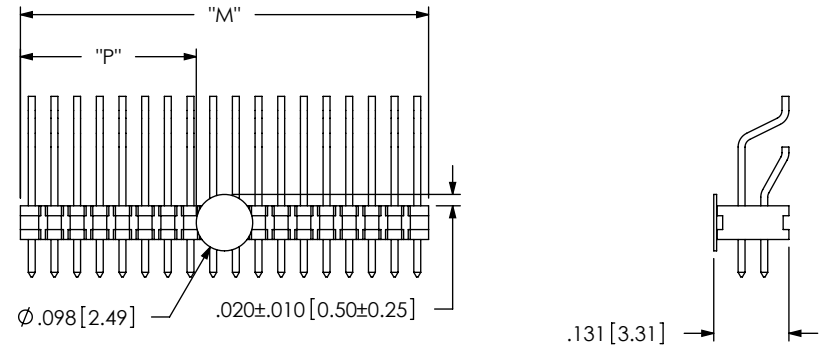
REVISION U



IN-PROCESS 1



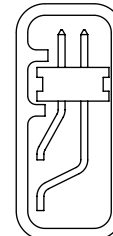
IN-PROCESS 2



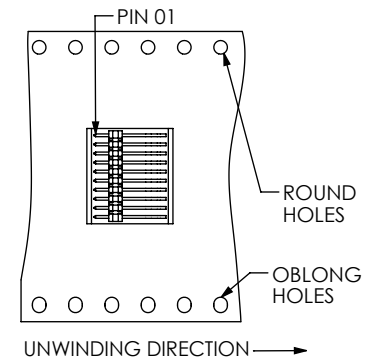
NOTE: "M" = USE MEASURED DIMENSION (REF)
 "P" = (("M" - .098 [2.50]) / 2) ±.020 [.51]

-K OPTION
 POLYIMIDE FILM PAD
 (AVAILABLE ON -05 THRU -50 POS ONLY)

TUBE:
 PT-FTMH001-DH
 PLUG:
 TP-24



STYLE -02 & -03
 PACKAGING VIEW



PROPRIETARY NOTE
 THIS DOCUMENT CONTAINS INFORMATION
 CONFIDENTIAL AND PROPRIETARY TO
 SAMTEC, INC. AND SHALL NOT BE REPRODUCED
 OR TRANSFERRED TO OTHER DOCUMENTS OR
 DISCLOSED TO OTHERS OR USED FOR ANY
 PURPOSE OTHER THAN THAT WHICH IT WAS
 OBTAINED WITHOUT THE EXPRESSED WRITTEN
 CONSENT OF SAMTEC, INC.

DO NOT SCALE DRAWING

SHEET SCALE: 1:1

samtec

520 PARK EAST BLVD, NEW ALBANY, IN 47150
 PHONE: 812-944-6733 FAX: 812-948-5047
 e-Mail info@SAMTEC.com code 55322

DESCRIPTION:
 1MM X 1MM HORIZONTAL SMT TERMINAL STRIP

DWG. NO.
FTMH-1XX-XX-XX-DH-X-XX

BY: D. PURVIS 10/13/1998 SHEET 2 OF 2