











WINSTA® MIDI Sockets and Plugs, 3-Pole

<p>2 x 0.5 ... 4 mm² ① 250 V/4 kV/3 I_N 25 A</p> <p> 9 mm / 0.35 in. ② Approvals</p>	<p>2 x 20 ... 12 AWG</p>	<p>2 x 0.5 ... 4 mm² ① 250 V/4 kV/3 I_N 25 A</p> <p> 9 mm / 0.35 in. ② Approvals</p>	<p>2 x 20 ... 12 AWG</p>
--	--------------------------	--	--------------------------



Description	Color	Item No.	Pack. Unit	Color	Item No.	Pack. Unit
Connectors, 3-pole, with Push-in CAGE CLAMP® connection	Socket with strain relief housing, for 2 cables, 8 ... 11.5 mm diameter ③, Strip length, outer insulation: 55 mm			Plug with strain relief housing, for 2 cables, 8 ... 11.5 mm diameter ③, Strip length, outer insulation: 55 mm		
	● black	770-103	25	● black	770-113	25
	○ white	770-123	25	○ white	770-133	25
	for quick assembly ④ for 1 cable, 7 ... 10.5 mm diameter, Strip length, outer insulation: 48 mm			for quick assembly ④ for 1 cable, 7 ... 10.5 mm diameter, Strip length, outer insulation: 48 mm		
	● black	770-203/035-000	25	● black	770-213/035-000	25
	○ white	770-223/035-050	25	○ white	770-233/035-050	25

Item-Specific Accessories						
			Lockout cap, for socket, separable, 12-pole		Lockout cap, for plug, separable, 5-pole	
				black 770-201 100		yellow 770-360 100
			white 770-221 100			
			Operating tool, partially insulated 3-way		Coding pin, for plug (A and B coding)	
				770-383 1		gray 770-401 100

Accessories, 770 Series						
			Locking lever, for "flying leads", manually operated		Locking lever, for "flying leads", tool operated	
				black 770-101 100 (4x25)		black 770-111 100 (4x25)
			white 770-121 100 (4x25)	white 770-131 100 (4x25)		
			Marker, for manual marking			
				white 770-450 50		

Info	Dimensions
------	------------

- ① Conductor sizes: 0.5 ... 4 mm² "s + f-st"
0.5 ... 2.5 mm² "stranded"
 - ② For "International Certification Organizations" and "Approvals - User Guide," see page 300.
 - ③ For more strain relief housings, see page 96.
 - ④ see page 97
- | | | |
|----------|----------|-------------|
| ● black | Coding A | (L ⊕ N) |
| ○ white | Coding A | (L ⊕ N) |
| ● red | Coding P | (L ⊕ N) |
| ● orange | Coding R | (LON LON S) |
| ● brown | Coding S | (1 2 L) |
- For coding information, see page 284.
Fire load data available upon request.

