

SACB-4/T-L-8FUSE DIAG CT AXL - Power distributor



1411048

<https://www.phoenixcontact.com/gb/products/1411048>

Please be informed that the data shown in this PDF document is generated from our online catalog. Please find the complete data in the user documentation. Our general terms of use for downloads are valid.



Power distributor, application: Power supply, connection method: M12 socket Metal, number of slots: 4, number of positions: 4, coding: T, slot assignment: single, status display: yes, Universal; master cable connection: Plug-in master cable connection 90°, shielding: no, Diagnostics port, M12, A-coded, 12-pos.

Your advantages

- Safety in the field, thanks to molded housing and high degree of protection
- Convenient: increased machine availability thanks to quick and easy diagnostics
- Flexible: distributor box with connector hood for on-site assembly

Commercial data

Item number	1411048
Packing unit	1 pc
Minimum order quantity	1 pc
Sales key	AF3ECC
Product key	AF3ECC
Catalog page	Page 301 (C-2-2019)
GTIN	4046356920254
Weight per piece (including packing)	598.25 g
Weight per piece (excluding packing)	552.88 g
Customs tariff number	85444290
Country of origin	DE

Technical data

Notes

Assembly note	NOTE: Observe the permissible bending radii when routing cables, since the degree of protection may be at risk if the bending forces are too high. Reduce mechanical loads upstream of the connector, e.g., by using cable ties.
Note on application	Unused slots are to be sealed off prior to commissioning. Suitable sealing elements are to be found under "Accessories".

Product properties

Product type	Distributor box
Application	Power supply
Number of positions	4
Number of slots	4
Coding	T

System properties

Local diagnostics

Monitored function	Supply voltage per module
Optical representation	Green LED

Electrical properties

Max. operating voltage U_{max}	30.5 V DC
Local diagnostics	Supply voltage per module Green LED
	Status display I/O Yellow LED
Nominal voltage U_N	24 V DC
Rated current, total	70 A (at 40 °C, observe the distribution of the current paths under load)
Protective circuit	Overload protection for the outputs; Fuse in header
Max. current carrying capacity per path	10 A (M12 diagnostic socket for each channel max. 50 mA)
Current carrying capacity per slot	2x 9.25 A (at 40 °C)

Connection data

Conductor connection

Sensor/actuator connection system	M12 socket
Conductor cross section Flexible power supply	2.5 mm ² ... 6 mm ²
Connection cross section AWG Flexible power supply	14 ... 10
Tightening torque, cover screw	0.6 Nm
Tightening torque slot sensor/actuator cable	0.4 Nm
Tightening torque, union nut	5 Nm

Signaling

Status display present	yes
------------------------	-----

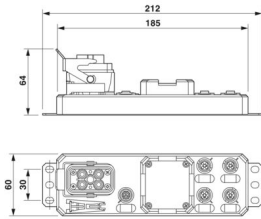
SACB-4/T-L-8FUSE DIAG CT AXL - Power distributor



1411048

<https://www.phoenixcontact.com/gb/products/1411048>

Dimensions

Dimensional drawing	
Width	60 mm
Height	52 mm
Length	212 mm

Material specifications

Material Threaded sleeve	Die-cast zinc
Material Housing	PBT
Material Molding compound	PUR
Flammability rating according to UL 94	V0
Seal material	Viton NBR
Contact material	Cu alloy
Contact surface material	pre-nickel plated, gold-plated
Contact carrier material	PA
Material of contact, master cable side	CU alloy
Material of the contact carrier on the master cable side	PC
Material of contact surface, master cable side	Silver-plated

Cable/line

External cable diameter	9 mm ... 15.5 mm
Connection method	Plug-in master cable connection

Environmental and real-life conditions

Ambient conditions

Degree of protection	IP66 IP67
Ambient temperature (operation)	-25 °C ... 60 °C
Ambient temperature (storage/transport)	-25 °C ... 80 °C

Standards and regulations

Standard designation	M12 connector
Standards/specifications	IEC 61076-2-111
Standard designation	Shock, vibration
Standards/specifications	EN 60068-2-6 EN 60068-2-27

SACB-4/T-L-8FUSE DIAG CT AXL - Power distributor



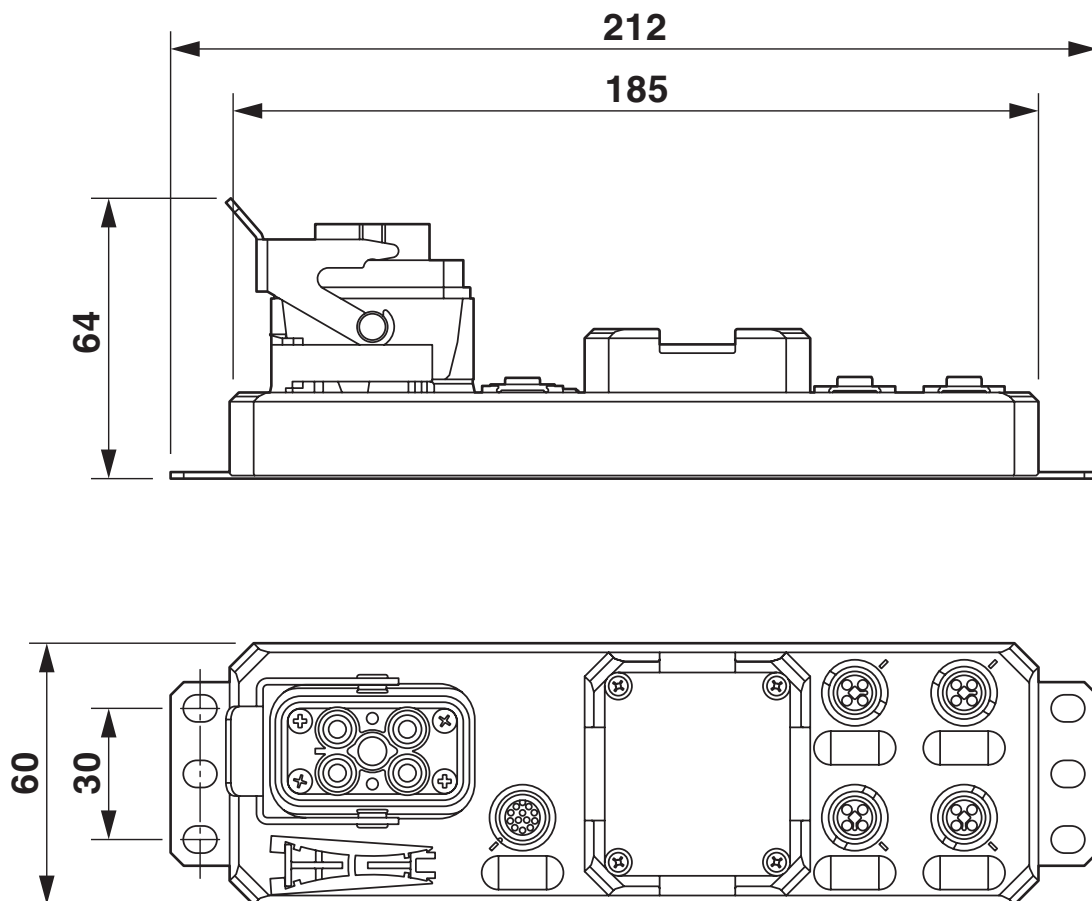
1411048

<https://www.phoenixcontact.com/gb/products/1411048>

	EN 60068-2-64
--	---------------

Drawings



Dimensional drawing



1411048

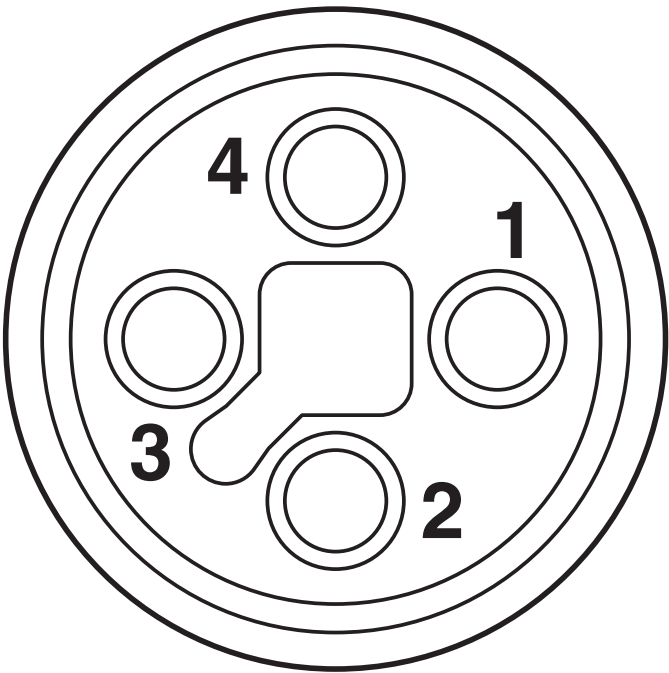
<https://www.phoenixcontact.com/gb/products/1411048>

Connection diagram

M12 DIAG	
1	+ 24 V
2	S3
3	S1
4	A1
5	A3
6	A4
7	A2
8	S4
9	S2
10	
11	n.c
12	n.c

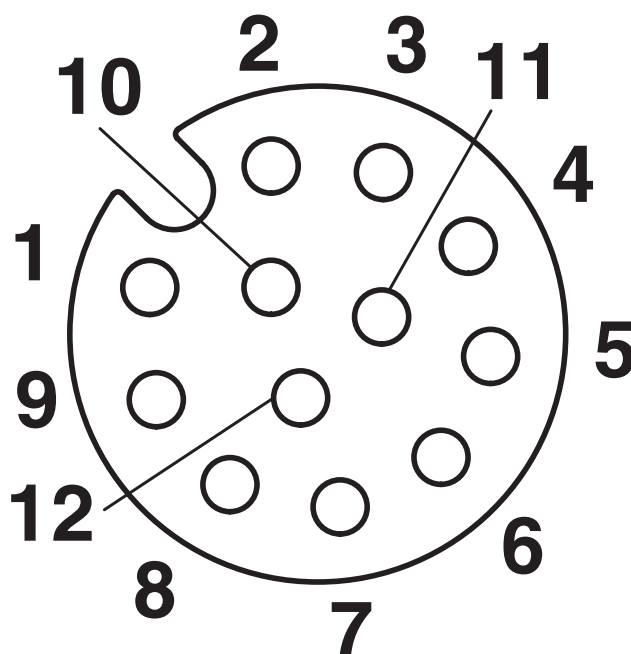
The fuses for the individual current paths can be monitored via the M12 diagnostics interface. Monitoring is via optocouplers and is therefore electrically isolated from the power distribution.

Schematic diagram



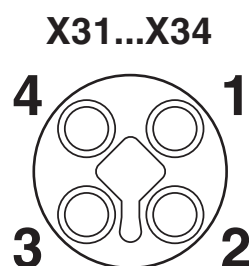

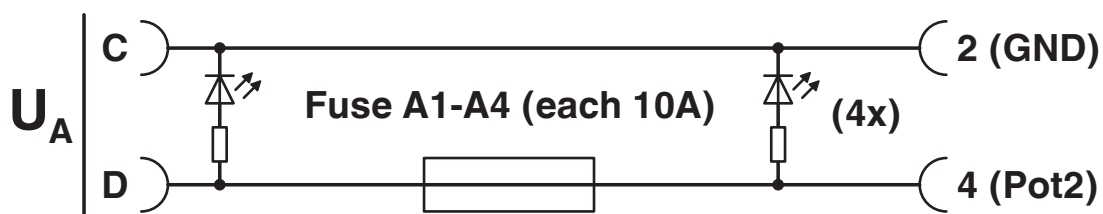
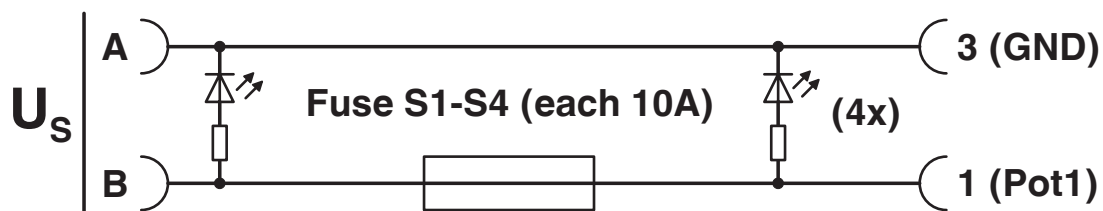
Pin assignment of M12 socket, 4-pos., T-coded, socket side view

Schematic diagram



Pin assignment of M12 socket, 12-pos., A-coded, view of socket side, assignment: see connection drawing

Circuit diagram



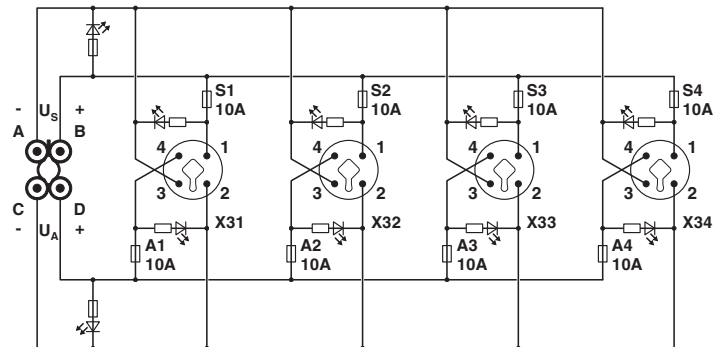
SACB-4/T-L-8FUSE DIAG CT AXL - Power distributor



1411048

<https://www.phoenixcontact.com/gb/products/1411048>

Circuit diagram



SACB-4/T-L-8FUSE DIAG CT AXL - Power distributor



1411048

<https://www.phoenixcontact.com/gb/products/1411048>

Classifications

ECLASS

ECLASS-13.0	27440111
-------------	----------

ETIM

ETIM 9.0	EC003558
----------	----------

UNSPSC

UNSPSC 21.0	31251500
-------------	----------

1411048

<https://www.phoenixcontact.com/gb/products/1411048>

Environmental product compliance

EU RoHS

Fulfills EU RoHS substance requirements	Yes
Exemption	6(c)

China RoHS

Environment friendly use period (EFUP)	EFUP-50
	An article-related China RoHS declaration table can be found in the download area for the respective article under "Manufacturer declaration". For all articles with EFUP-E, no China RoHS declaration table issued and required.

EU REACH SVHC

REACH candidate substance (CAS No.)	Lead(CAS: 7439-92-1)
SCIP	013a833b-1933-48e7-a832-941a0712eddd

Phoenix Contact 2025 © - all rights reserved

<https://www.phoenixcontact.com>

PHOENIX CONTACT Ltd
Halesfield 13, Telford
Shropshire, TF7 4PG
01952 681700
info@phoenixcontact.co.uk