

3-640434-3 ✓ ACTIVE

MTA 156

TE Internal #: 3-640434-3

3 Position, Receptacle, Connector Assembly, Insulation

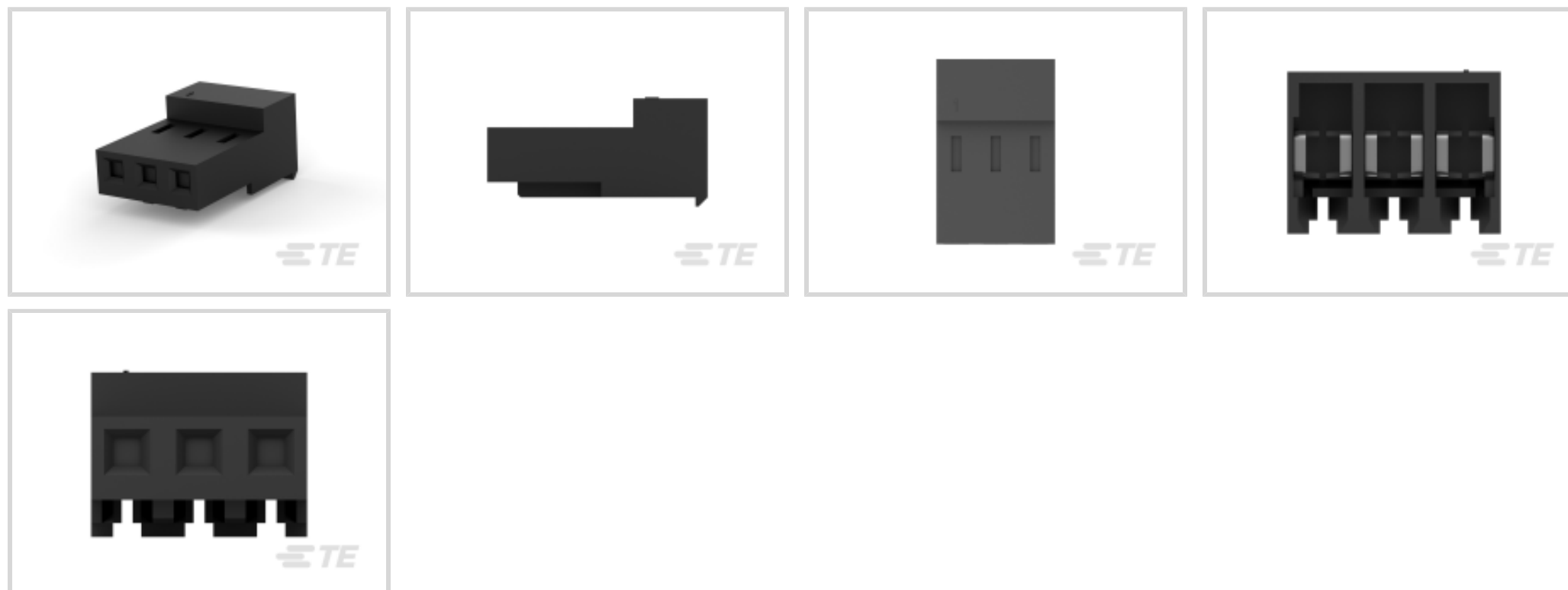
Displacement (IDC), Wire-to-Board, Tin (Sn), UL 94V-2, 3.96 mm [

156 in] Centerline, MTA 156

[View on TE.com >](#)



Connectors > Rectangular Connectors > Standard Rectangular Connectors



Connector Product Type: **Connector Assembly**

Mating Alignment: **Without**

Connector & Housing Type: **Receptacle**

Connector System: **Wire-to-Board**

Contact Mating Area Plating Material: **Tin (Sn)**

Features

Product Type Features

Compatible With Discrete Wire Type	Stranded
Connector Product Type	Connector Assembly
Connector & Housing Type	Receptacle
Connector System	Wire-to-Board
Sealable	No
Connector & Contact Terminates To	Wire & Cable

Configuration Features

Number of Positions	3
Number of Rows	1
Number of Power Positions	3

Electrical Characteristics

Operating Voltage	600 VAC
-------------------	---------

Body Features

Primary Product Color	White
-----------------------	-------



Cable Exit Angle	90 °
------------------	------

Contact Features

Contact Underplating Material	Nickel
Contact Underplating Material Thickness	30 µm [.762 µin]
Contact Layout	Inline
Contact Base Material	Copper Alloy
Wire Contact Termination Area Plating Thickness	2.03 – 5.08 µm [80 – 200 µin]
Contact Mating Area Plating Material	Tin (Sn)
Contact Retention Within Housing	With
Contact Current Rating (Max)	7 A
Contact Type	Receptacle
Wire Contact Termination Area Plating Material	Tin
Contact Mating Area Plating Material Thickness	2.03 µm [80 µin]

Termination Features

Termination Method to Wire & Cable	Insulation Displacement (IDC)
------------------------------------	-------------------------------

Mechanical Attachment

Strain Relief	With
Panel Mount Feature	Without
Contact Retention Type Within Housing	Locking Lance
Mating Alignment	Without
Mating Retention	Without
Connector Mounting Type	Cable Mount (Free-Hanging)

Housing Features

Wire & Cable IDC Installation Type	Closed End
Centerline (Pitch)	3.96 mm [.156 in]
Housing Material	Nylon

Dimensions

Compatible Insulation Diameter Range	2.41 mm [.095 in]
Connector Height	9.02 mm [.355 in]
Connector Length	11.89 mm [.468 in]
Wire Size	.2 mm ²

Usage Conditions



Operating Temperature Range	-55 – 105 °C[-67 – 221 °F]
-----------------------------	----------------------------

Operation/Application

Circuit Application	Power
---------------------	-------

Industry Standards

Compatible With Agency/Standards Products	CSA, UL
UL Rating	Recognized
Compatible With Approved Standards Products	UL E28476
CSA Rating	Certified, LR 7189
UL Flammability Rating	UL 94V-2
Glow Wire Rating	Standard Part - Not Glow Wire

Packaging Features

Packaging Quantity	500
Packaging Method	Bag

Product Compliance

[For compliance documentation, visit the product page on TE.com>](#)

EU RoHS Directive 2011/65/EU	Compliant
EU ELV Directive 2000/53/EC	Compliant
China RoHS 2 Directive MIIT Order No 32, 2016	有害物质含量符合标准要求 No Restricted Substance(s) Above Threshold
EU REACH Regulation (EC) No. 1907/2006	Current ECHA Candidate List: JUNE 2025 (250) Candidate List Declared Against: JUNE 2025 (250) Does not contain REACH SVHC
Halogen Content	Low Halogen - Br, Cl, F < 900 ppm per homogenous material. Also BFR/CFR/PVC Free
Solder Process Capability	Not applicable for solder process capability

Product Compliance Disclaimer

This information is provided based on reasonable inquiry of our suppliers and represents our current actual knowledge based on the information they provided. This information is subject to change. The part numbers that TE has identified as EU RoHS compliant have a maximum concentration of 0.1% by weight in homogenous materials for lead, hexavalent chromium, mercury, PBB, PBDE, DBP, BBP, DEHP, DIBP, and 0.01% for cadmium, or qualify for an exemption to these limits as defined in the Annexes of Directive 2011/65/EU (RoHS2). Finished electrical and electronic equipment products will be CE marked as required by Directive 2011/65/EU. Components may not be CE marked. Additionally, the part numbers that TE has identified as EU ELV compliant have a maximum concentration of 0.1% by weight in homogenous materials for lead, hexavalent chromium, and mercury, and 0.01% for cadmium, or qualify for an exemption to these limits as defined in the Annexes of Directive 2000/53/EC (ELV). Regarding the REACH Regulation, the information TE provides

on SVHC in articles for this part number is based on the latest European Chemicals Agency (ECHA) 'Guidance on requirements for substances in articles' posted at this URL: <https://echa.europa.eu/guidance-documents/guidance-on-reach>

Compatible Parts



TE Part # 2472633-1
03P MTA156 HDR ASSY W/O#2 LF W/ CHMFR



TE Part # 3-644615-3
03P MTA156 POL HDR ASSY LF



TE Part # 2-647127-3
03P MTA156 SHRD HDR ASSY LF



TE Part # 59804-1
MAINTENANCE TOOL



TE Part # 640385-3
03P MTA156 HDR ASSY SQ R/A



TE Part # 644749-3
03P MTA156 HDR ASSY STR SQ SN



TE Part # 641937-1
03P MTA156 HDR ASSY STR W/O#2



TE Part # 640389-3
03P MTA156 HDR ASSY SQ R/A F/L



TE Part # 2-647123-3
03P MTA156 SHRD HDR ASSY SQ SN



TE Part # 3-644611-3
03P MTA156 HDR POL WO PEGS LF



TE Part # 640387-3
03P MTA156 HDR ASSY SQ R/A



TE Part # 640384-3
03P MTA156 HDR ASSY STR RND SN



TE Part # 58247-2
MTA 156 CRIMP HEAD PRODUCTION DISCRETE



TE Part # 643071-3
03P MTA156 FD-THRU COVER



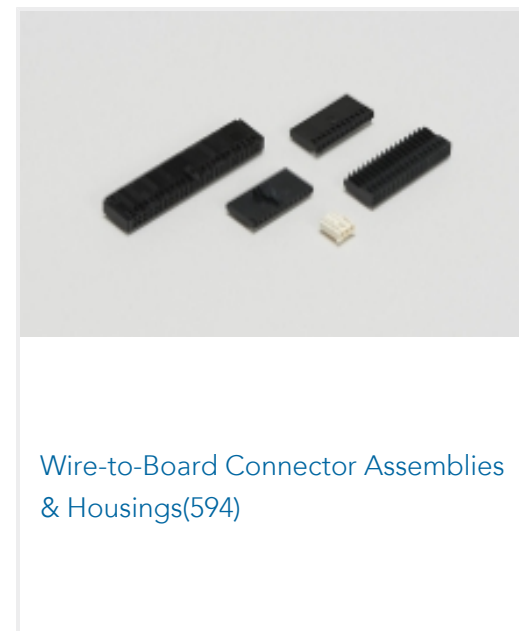

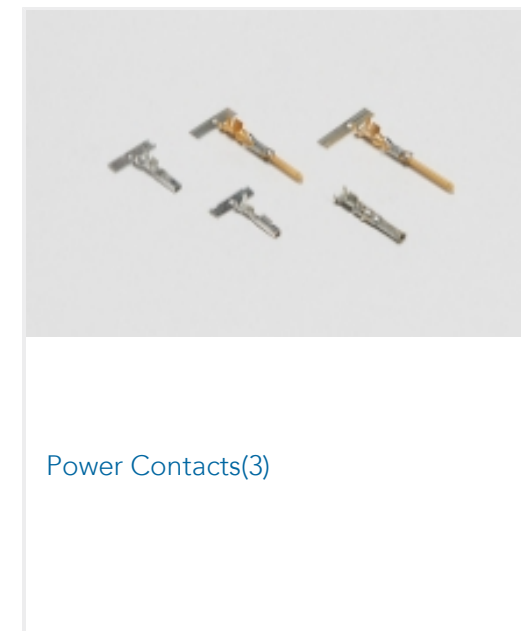
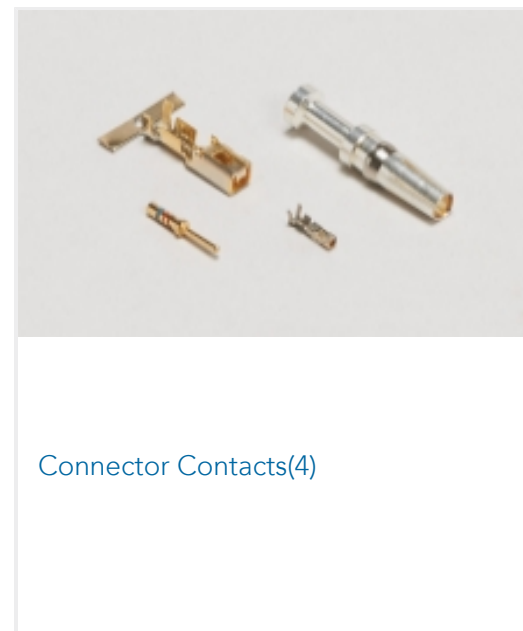

TE Part # 58247-1
MTA 156 CRIMP HEAD REPAIR DISCRETE



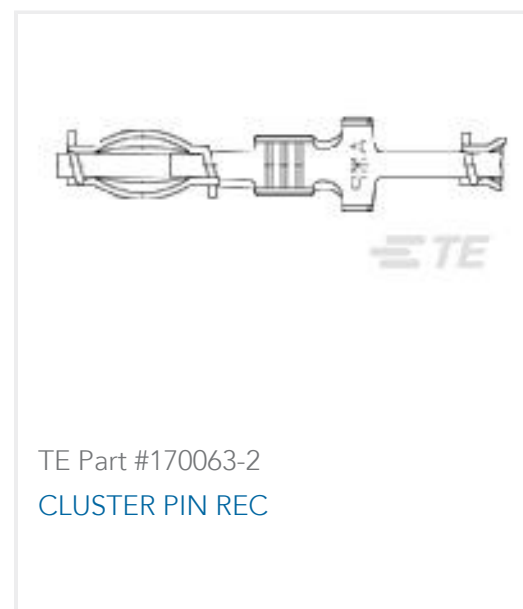

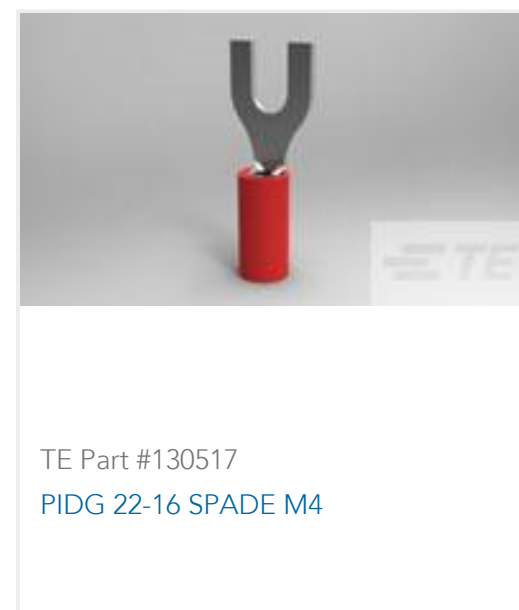
TE Part # 644752-3
03P MTA156 HDR ASSY SQ STR F/L DISCRETE



Also in the Series | **MTA 156**



Customers Also Bought





Documents

Product Drawings

03P MTA156 CONN ASSY 24AWG WHT

English

CAD Files

Customer View Model

[ENG_CVM_3-640434-3_S1.3d_igs.zip](#)

English

Customer View Model

[ENG_CVM_3-640434-3_S1.3d_stp.zip](#)

English

Customer View Model

[ENG_CVM_3-640434-3_S1.2d_dxf.zip](#)

English

3D PDF

English

3D PDF

3D

Customer View Model

[ENG_CVM_CVM_3-640434-3_N.2d_dxf.zip](#)

English

Customer View Model

[ENG_CVM_CVM_3-640434-3_N.3d_igs.zip](#)

English

Customer View Model

[ENG_CVM_CVM_3-640434-3_N.3d_stp.zip](#)

English

By downloading the CAD file I accept and agree to the [Terms and Conditions](#) of use.

Product Specifications

[Application Specification](#)

English

[Application Specification](#)

Japanese

[Application Specification](#)



English

[MTA 156 Ribbon Cable Connector Assemblies \(English And Spanish\)](#)

English

[MTA 156 Ribbon Cable Connector Assemblies \(English And Spanish\)](#)

Japanese

[Agency Approvals](#)

[Agency Approval Document](#)

English