


11-pole + ⊕

Protection class IP 65
 DIN 43651


N 11 R AM 5



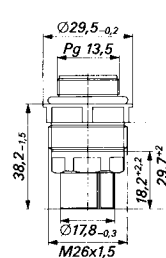
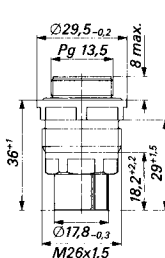
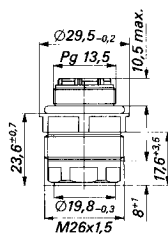
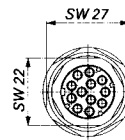
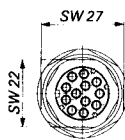
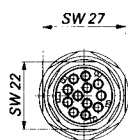
N 11 R AF



N 11 R AF 5



Electrical data, refer to page 44



SW = Width across

Technical data

Design/Description	Panel-mounted connector with metal screw-in insert in casing (metal segment) for screw thread 13.5	Panel-mounted socket with metal screw-in casing	Panel-mounted socket with metal screw-in insert in casing (metal segment)
Number of poles	11 + ⊕	11 + ⊕	11 + ⊕
Type of connection	crimp	crimp	crimp
Corresponding contacts	Pin contacts RSC 162/1	Socket contacts RBC 162/1	Socket contacts RBC 162/1
Scope of supply	1 panel-mounted connector, not assembled, in polythene bag with assembly instructions	1 panel-mounted socket, not assembled, in polythene bag with assembly instructions	1 panel-mounted socket, not assembled, in polythene bag with assembly instructions
Colour of casing	grey	grey	grey
Can be plugged into	N 11 R FF, N 11 R EF	N 11 R FM, N 11 R EM	N 11 R FM, N 11 R EM
Screw-in thread	Pg 13.5	Pg 13.5	Pg 13.5

Order data

Type	N 11 R AM 5	N 11 R AF	N 11 R AF 5
Order number	932 627-106	932 624-106	932 625-106
Quantity boxed	10 each	10 each	10 each

Accessories – must be ordered separately

	Page	Type	Order no.	Type	Order no.	Type	Order no.
Protective cover	57	SHK 2	733 845-001	SHK 2	733 845-001	SHK 2	733 845-001

Crimping contacts and tools are described on page 221 onwards.